



NCAA CHAMPIONSHIPS

WOMEN'S SLALOM

OFFICIAL RESULTS

03/08/2013

TECHNICAL DATA

COURSE NAME ROSS

TD JILL FIRSTBROOK (USA) START ELEV. 717 m
 REFEREE PETER WELCH (USA) FINISH ELEV. 564 m
 CHIEF OF RACE TED DUNN (USA) VERTICAL DROP 156 m


































COURSE SETTERS SPARKY ANDERSON (UAA) BILL REICHELDT (UVM)
 54/53 GATES 53/52

09:00 START TIME 11:45

WEATHER: SNOWING

SNOW: PACKED POWDER

START: -3C FINISH: -2C

PL	BIB	COMPETITOR	TEAM	T I M E			P O I N T S	
				1st	2nd	Total	RACE	TEAM
1	2	HAUGEN, Kristine	DU 	48.67	49.30	1:37.97	0.00	50.0
2	3	RIIS-JOHANNESSEN, Kr	UVM 	49.00	49.02	1:38.02	0.31	47.0
3	16	CARROLL, Tianda	DU 	49.48	48.79	1:38.27	1.84	44.0
4	7	KISTLER, Lizzie	DAR 	49.26	49.09	1:38.35	2.33	41.0
5	1	KOBAL, Ana	UU 	49.29	49.13	1:38.42	2.76	39.0
6	8	RYLEY, Kate	UVM 	49.46	49.45	1:38.91	5.76	37.0
7	11	KIKUT, Sara	DAR 	49.64	49.41	1:39.05	6.61	35.0
8	6	LONZA, Geordie	WIL 	49.31	49.77	1:39.08	6.80	33.0
9	9	ROBNIK, Mateja	UNM 	49.28	49.93	1:39.21	7.59	31.0
10	15	TESCHNER, Randa	UNH 	49.27	50.02	1:39.29	8.08	30.0
11	5	ROVE, Kristiina	UU 	49.87	49.68	1:39.55	9.68	29.0
12	19	BLANCHARD, Catherine	UNH 	49.96	49.81	1:39.77	11.02	28.0
13	14	WILLIAMS, Kate	UNM 	49.97	50.42	1:40.39	14.82	27.0
14	27	DURHAM, Ashley Kate	SLU 	50.94	49.47	1:40.41	14.94	26.0
15	25	ROBERTS, Cassady	CBC 	51.44	49.25	1:40.69	16.66	25.0
16	4	HONKONEN, Jessica	CU 	50.21	50.57	1:40.78	17.21	24.0
17	26	MCBROOM, Kelly	MSU 	51.28	49.77	1:41.05	18.86	23.0
18	22	WALES, Brooke	CU 	51.01	50.15	1:41.16	19.54	22.0
19	23	SACKBAUER, Mary	MID 	51.50	49.83	1:41.33	20.58	21.0
20	18	HOSTETTER, Mary Rach	UNM 	50.44	51.16	1:41.60	22.23	20.0
21	12	HOOG-FRY, Kayla	UAA 	50.89	50.80	1:41.69	22.78	19.0
22	24	DUPRATT, Jaime	UU 	51.92	49.85	1:41.77	23.27	18.0
23	29	NADLER, Rebecca	HAR 	51.45	50.34	1:41.79	23.39	17.0
24	21	ROCKWELL, Anne	BAT 	51.34	50.54	1:41.88	23.95	16.0
25	30	IRWIN, Stephanie	MSU 	51.64	50.43	1:42.07	25.11	15.0
26	33	FUCIGNA, Abigail	DAR 	51.65	50.54	1:42.19	25.84	14.0
27	20	GROSVOLD, Thea	CU 	51.42	50.78	1:42.20	25.91	13.0
28	34	BERTHER, Vanessa	UAA 	52.31	50.96	1:43.27	32.46	12.0
29	28	RIOPELLE, Marissa	MSU 	52.50	50.84	1:43.34	32.89	11.0
30	32	BERECZ, Anna	UAA 	53.21	50.39	1:43.60	34.48	10.0
31	31	KANTOR, Jenna	UNH 	57.70	52.15	1:49.85	72.76	9.0
32	17	DUNLEAVY, Avril	BAT 	1:16.31	50.84	2:07.15	178.71	8.0
33	10	DELANEY, Devin	DU 	1:31.34	50.46	2:21.80	268.43	7.0



PL	BIB	COMPETITOR	TEAM	T I M E			P O I N T S	
				1st	2nd	Total	RACE	TEAM
		Disqualified 1st Run						
0	13	TERWIEL, Elli	UVM 	53.11	0.00	: 0.00	***.	**

