

**OFFICIAL RESULTS**  
**THE VT3 STAGE RACE**  
 HARDWICK/VICTORY/CRAFTSBURY

08/11/2017



PL	BIB	COMPETITOR	Harding	Victory	Craftsbury	Total
<b>Single Speed Male</b>						
1	41	SIMOES, PAUL	:25:26 ( 15)	2:51:30 ( 10)	2:11:47 ( 8)	5:28:44
2	23	KUNZ, JOSH	:24:12 ( 9)	2:57:22 ( 15)	2:17:08 ( 11)	5:38:42
3	27	PARSONS, THOM	:26:45 ( 20)	3:13:03 ( 20)	2:15:51 ( 26)	5:55:40
4	38	GILMAN, BRIAN	:31:07 ( 31)	3:58:02 ( 32)	2:59:20 ( 29)	7:28:30
<b>OPEN WOMEN</b>						
1	49	PROULX, MARILYNE	:27:03 ( 3)	3:01:32 ( 1)	2:16:57 ( 3)	5:45:32
2	19	QUINLAN, KIMBERLEY	:26:21 ( 2)	3:02:51 ( 2)	2:17:05 ( 4)	5:46:18
3	34	RICHARD, HEATHER	:30:02 ( 6)	3:38:39 ( 6)	2:38:53 ( 7)	6:47:35
4	20	BREWSTER, HAZEL	:28:56 ( 5)	3:33:59 ( 5)	2:44:40 ( 5)	6:47:36
5	33	HOLLENBACH, HELEN	:36:24 ( 8)	4:07:49 ( 8)	3:06:54 ( 8)	7:51:07
<b>OPEN MEN</b>						
1	1	SAMPSON, TOM	:21:41 ( 1)	2:30:38 ( 1)	1:58:52 ( 1)	4:51:11
2	11	MEHLMAN, CHRIS	:23:21 ( 5)	2:36:01 ( 2)	2:01:30 ( 2)	5:00:53

**RESULTS****BOOTLEG CANYON BANZAI ENDURO**

OPEN PRO 6 SEGS SPORT 3 SEGS

03/02/2013

BOULDER CITY, NV



PL	BIB	COMPETITOR	1st/4th	2nd/5th	3rd/6th	Total
<b>OPEN PRO WOMEN</b>						
1	14	DERN, CHRISTINE	:10:28.80 ( 1) :10:38.90 ( 1)	:13:21.50 ( 5) :13:26.20 ( 2)	: 4:26.50 ( 1) : 4:23.40 ( 1)	:10:28.80
2	20	KRULESKI, JENNIFER	:13:45.50 ( 5) :14:12.60 ( 2)	:15:17.90 ( 2) :15:50.90 ( 1)	: 5:57.00 ( 2) : 5:39.30 ( 2)	:13:45.50
<b>OPEN PRO MEN</b>						
1	5	CULLINAN, STEPHEN	: 7:58.50 ( 1) : 8:10.30 ( 2)	:10:13.30 ( 7) :10:28.00 ( 1)	: 3:22.60 ( 1) : 3:23.00 ( 1)	: 7:58.50
2	12	PASTIR, BRADLEY	: 8:06.60 ( 2) : 8:00.30 ( 1)	:10:40.50 ( 20) :11:26.60 ( 13)	: 3:29.80 ( 3) : 3:37.30 ( 6)	: 8:06.60

**OFFICIAL**



**DARTMOUTH WINTER CARNIVAL**

**MEN'S GIANT SLALOM**

02/08/2019

results for scoring only

USSA RACE# DOC2019-2

JURY

TECHNICAL DATA

TD ( )  
 REFEREE ( )  
 CHIEF OF RACE ( )

COURSE  
 START ELEV. 0 m  
 FINISH ELEV. 0 m  
 VERTICAL DROP 0 m

1st RUN

2nd RUN

COURSE SETTERS ( ) ( )

GATES START TIME 10:00 GATES START TIME

WEATHER: SNOW: START: 0C FINISH: 0C

F=3

PL	BIB	COMPETITOR	TEAM	T I M E			P O I N T S		
				1st	2nd	Total	RACE	TEAM	NCAA
1	1	MCCONVILLE, Patrick	UVM ASM	1:01.91	59.56	2:01.47	0.00	50.0	100
2	12	ALKIER, Justin	MID ASM	1:02.35	59.14	2:01.49	0.15	47.0	80
3	15	CAMPBELL, Pate	MID ASM	1:02.29	59.35	2:01.64	1.25	44.0	60
3	2	THROM, Benjamin	SMC ASM	1:02.23	59.41	2:01.64	1.25	44.0	60
5	4	GRAND, Guillaume	SMC ASM	1:02.05	59.65	2:01.70	1.69	39.0	45
6	13	KEMNEY, Patrick	UVM ASM	1:03.08	58.65	2:01.73	1.91	37.0	40

**AGE GRADED  
RESULTS****TUCK RUN 4 VETERANS****5K RUN**

LOC: Hanover, NH

05/12/2019



PLC	BIB	NAME	AGE	CITY STATE/TEAM	CLASS	TIME	AG PERF %
1	51	ADAM GROFF	42	HANOVER NH	5M M 18-99	:18:48	73.94%
2	174	MATTHEW WEEMS	26	HANOVER NH	5M M 18-99	:18:17	71.01%





ALPINE

Alpine 2 Run Results

OPEN FIS SLALOM  
 WOMEN'S SLALOM  
 OFFICIAL RESULTS  
 02/26/2012



KILLINGTON

JURY

TECHNICAL DATA

TD	D. HALL	(USA)	COURSE NAME	NEEDLES EYE	
REFEREE	M. LASHAR	(USA)	START ELEV.	945 m	
CHIEF OF RACE	C. HUGHES	(USA)	FINISH ELEV.	755 m	RACE# 20120226-1
			VERTICAL DROP	190 m	
			HOMOLOGATION #	9236/09/09	

	1st RUN		2nd RUN	
COURSE SETTERS	N. STAGERS	(USA)	A. GANNON	(USA)
FORERUNNERS	-A-	(USA)	-A-	(USA)
	-B- M. TAMSIN	(USA)	-B- M. TAMSIN	( )
	-C- T. SHEBELL	(USA)	-C- T. SHEBELL	( )
	-D-	(USA)	-D-	( )

GATES

9:30 START TIME 12:45

WEATHER: SNOW: START: 0C FINISH: 0C

UNOFFICIAL PENALTY 0.00 F= 0

PL	BIB	MEM #	COMPETITOR	TEAM	T I M E		Total	Race Pts
					1st	2nd		
WOMEN'S ALPINE								
1	6	5987987	CHENOWETH, KELSEY	MMSC	:46.68 ( 2)	:49.55 ( 2)	1:36.23	0.00
1	9	5709183	WOODWARD, AYLIN	DART	:46.93 ( 3)	:49.30 ( 1)	1:36.23	0.00
3	16	5936471	COWIE, ELIZA	Hold	:47.61 ( 8)	:50.26 ( 3)	1:37.87	10.40
4	15	5872742	FORD, LILY	Hold	:47.31 ( 6)	:50.97 ( 5)	1:38.28	12.99

KILLINGTON WORLD CUP  
WOMEN'S GSOFFICIAL RESULTS  
11/24/2018

killington resort



## JURY

TECH DELEGATE ( )  
 REFEREE ( )  
 CHIEF OF RACE ( )  
 COURSE SETTERS ( )  
 FORERUNNERS -A- ( )  
 -B- ( )  
 -C- ( )  
 -D- ( )

## TECHNICAL DATA

COURSE NAME  
 START ELEV. 0 m  
 FINISH ELEV. 0 m RACE# wcfgs2018-1  
 VERTICAL DROP 0 m  
 HOMOLOGATION #  
 WEATHER:  
 SNOW:  
 START TIME  
 NUMBER OF GATES

UNOFFICIAL PENALTY 0.00

F= 0

PL	BIB	MEM #	COMPETITOR	STATE/YR	TEAM	T I M E	Race Pts
MEN'S ALPINE							
1	35	307255	ISHIKAWA, HARUNA	94	JPN	:49.99	0.00
2	7	425929	MOWINCKEL, RAGNHILD	92	NOR	:53.70	0.00
3	1	6535237	SHIFFRIN, MIKAELA	95	USA	:54.55	0.00
4	18	55947	VEITH, ANNA	89	AUT	:54.66	0.00
5	22	197319	MUGNIER, ADELINE	92	FRA	:54.81	0.00
6	16	56032	SCHILD, BERNADETTE	90	AUT	:55.01	0.00
7	5	196928	WORLEY, TESSA	89	FRA	:55.34	0.00
8	30	426193	STJERNESUND, THEA	96	NOR	:55.34	0.00
LOUISE							
9	29	55898	BREM, EVA-MARIA	88	AUT	:55.59	0.00
10	19	425771	HAYER-LOESETH, NINA	89	NOR	:55.65	0.00
11	17	516138	GUT, LARA	91	SUI	:55.75	0.00
12	24	516268	WILD, SIMONE	93	SUI	:55.94	0.00
13	13	565268	DREV, ANA	85	SLO	:55.96	0.00
14	28	56388	LIENSBERGER,	97	AUT	:57.32	0.00
KATHARINA							
15	66	565401	BUCIK, ANA	93		:57.65	0.00
16	65	516437	BISSIG, CAROLE	96	SUI	:57.84	0.00
17	34	405138	JELINKOVA, ADRIANA	95	NED	:58.04	0.00
18	2	56217	BRUNNER, STEPHANIE	94	AUT	1:12.93	0.00
19	20	426187	LYSDAHL, KRISTIN	96	NOR	1:13.23	0.00

OPEN FIS SLALOM  
WOMEN'S SLALOM  
OFFICIAL RESULTS  
02/26/2012



KILLINGTON

## JURY

TD D. HALL  
REFEREE M. LASHAR  
CHIEF OF RACE C. HUGHES

(USA)  
(USA)  
(USA)

## TECHNICAL DATA

COURSE NAME NEEDLES EYE  
START ELEV. 945 m  
FINISH ELEV. 755 m RACE# 20120226-1  
VERTICAL DROP 190 m  
HOMOLOGATION # 9236/09/09

1st RUN  
COURSE SETTERS N. STAGERS  
FORERUNNERS -A-  
-B- M. TAMSIN  
-C- T. SHEBELL  
-D-

(USA)  
(USA)  
(USA)  
(USA)

2nd RUN  
A. GANNON (USA)  
-A- (USA)  
-B- M. TAMSIN ( )  
-C- T. SHEBELL ( )  
-D- ( )

## GATES

9:30 START TIME 12:45

WEATHER:

SNOW:

START: OC FINISH: OC

UNOFFICIAL PENALTY 0.00 F= 0

PL	BIB	MEM #	COMPETITOR	TEAM	T I M E		Total	Race Pts
					1st	2nd		
WOMEN'S ALPINE								
1	6	5987987	CHENOWETH, KELSEY	MMSC	:46.68 ( 2)	:49.55 ( 2)	1:36.23	0.00
1	9	5709183	WOODWARD, AYLIN	DART	:46.93 ( 3)	:49.30 ( 1)	1:36.23	0.00
3	16	5936471	COWIE, ELIZA	Hold	:47.61 ( 8)	:50.26 ( 3)	1:37.87	10.40
4	15	5872742	FORD, LILY	Hold	:47.31 ( 6)	:50.97 ( 5)	1:38.28	12.99



DOS EQUIS SKI BUM RACE SERIES 2017  
MULTI STAGE RACEKILLINGTON SKI CLUB  
KILLINGTON RESORTRESULTS  
12/21/2016

## JURY

## TECHNICAL DATA

ID	( )	COURSE NAME		
REFEREE	( )	START ELEV.	0 m	
CHIEF OF RACE	( )	FINISH ELEV.	0 m	
		VERTICAL DROP	0 m	RACE# KSB2017-A

## HOMOLOGATION #

## 1st RUN

## 2nd RUN

COURSE SETTERS	( )	( )
FORERUNNERS -A-	( )	-A- ( )
-B-	( )	-B- ( )
-C-	( )	-C- ( )
-D-	( )	-D- ( )

## START TIME

WEATHER:	SNOW:	START:	0C	FINISH:	0C
----------	-------	--------	----	---------	----

## UNOFFICIAL PENALTY POINTS 1

F=

PL	BIB MEM #	COMPETITOR	TEAM	1st	2nd	T I M E 3rd	Total	PTS
1	300 CL2	LAMB, CARLI	RAYLITTLELAMB	:42.46	:47.55	:38.61	2:08.62	
2	143 KN1	NEARY, KRISTA	FIRST STOP	:44.20	:52.15	:42.58	2:18.93	
3	8 LG1	GANG, LYND SAY	EROM	1:03.74	:50.48	:46.51	2:40.73	
1	123 RS1	STEM, RACHEL	RAMROD	:44.55	:41.72	:38.78	2:05.05	
2	198 KD2	DISMUKE, KERRY	SWEET PEAKS	:52.61	:54.10	:44.02	2:30.73	
3	118 CC1	CORRON, CLAIRETTA	MOGULS MISFITS	:55.97	1:01.40	:53.79	2:51.16	
1	315 KW1	WILLIAMSON, KIM	EROM	: 0.00	: 0.00	:40.95	:40.95	
2	97 PM3	MCNEILL, PAMELA	SWEET PEAKS	:42.62	:45.99	:36.19	2:04.80	
3	42 SV1	VACHON, SANDRA	A-TEAM-AMBASSAD	:51.62	:54.15	:41.05	2:26.82	
4	82 MH2	HAVLICEK, MISHA	A-TEAM-AMBASSAD	1:02.58	1:07.73	1:04.21	3:14.52	

# ALPSTART Alpine Start List

KILLINGTON WORLD CUP  
 WOMEN'S GS  
 START ORDER  
 11/24/2018



USSA RACE#

killington resort

JURY

ID ( )  
 REFEREE ( )  
 CHIEF OF RACE ( )

TECHNICAL DATA RACE TYPE: USSA-G

COURSE NAME  
 START ELEV. 0 m  
 FINISH ELEV. 0 m HOMOLOGATION #  
 VERTICAL DROP 0 m

1st RUN

2nd RUN

COURSE SETTERS	( )	( )
FORERUNNERS	-A- ( )	-A- ( )
	-B- ( )	-B- ( )
	-C- ( )	-C- ( )
	-D- ( )	-D- ( )

START ORDER	BIB#	NAME	MEM#	CLS	CLUB/TEAM	SEED PTS	
1	1	SHIFFRIN, MIKAELA	6535237	USA		54.54	_____
2	2	BRUNNER, STEPHANIE	56217	AUT		112.93	_____
3	3	HOLDENER, WENDY	516280	SUI		0.00	_____
4	4	REBENSBURG, VIKTORIA	205218	GER		144.20	_____
5	5	WORLEY, TESSA	196928	FRA		55.34	_____
6	6	BRIGNONE, FEDERICA	297601	ITA		0.00	_____
7	7	MOWINCKEL, RAGNHILD	425929	NOR		53.69	_____

# ALPSTRT2 Alpine 2nd Run Start List

KILLINGTON WORLD CUP  
WOMEN'S GS  
2nd RUN START ORDER  
11/24/2018



USSA RACE# wcgs2018-1

killington resort

---

START ORDER	BIB#	NAME	MEM#	CLS	CLUB/TEAM	TIME
1	5	WORLEY, TESSA	196928		FRA	:55.34
2	30	STJERNESUND, THEA LO	426193		NOR	:55.34
3	16	SCHILD, BERNADETTE	56032		AUT	:55.01
4	22	MUGNIER, ADELINE	197319		FRA	:54.80
5	18	VEITH, ANNA	55947		AUT	:54.66
6	1	SHIFFRIN, MIKAELA	6535237		USA	:54.54
7	7	MOWINCKEL, RAGNHILD	425929		NOR	:53.69
8	35	ISHIKAWA, HARUNA	307255		JPN	:49.98
9	29	BREM, EVA-MARIA	55898		AUT	:55.59
10	19	HAYER-LOESETH, NINA	425771		NOR	:55.65
11	17	GUT, LARA	516138		SUI	:55.74
12	24	WILD, SIMONE	516268		SUI	:55.94
13	13	DREV, ANA	565268		SLO	:55.95
14	28	LIENSBERGER, KATHARI	56388		AUT	:57.31
15	66	BUCIK, ANA	565401			:57.64



2017 NCAA SKIING CHAMPIONSHIPS  
WOMEN'S GIANT SLALOM

## OFFICIAL RESULTS

03/08/2017

TECHNICAL DATA

COURSE NAME BARON'S RUN

TD	T. SUTTON	(USA)	START ELEV.	938 m
REFEREE	P. LANGE	(USA)	FINISH ELEV.	579 m
CHIEF OF RACE	E. PRICE	(USA)	VERTICAL DROP	359 m

COURSE SETTERS	S BARTLETT	1st RUN	2nd RUN
		(MID)	(UNM)

46/44	GATES	45/43
-------	-------	-------

11:00	START TIME	14:15
-------	------------	-------

WEATHER:	SNOW:	START:	2C	FINISH:	0C
----------	-------	--------	----	---------	----

PL	BIB	COMPETITOR	TEAM	T I M E			P O I N T S	
				1st	2nd	Total	RACE	TEAM
1	13	LYCHE, Benedicte	MSU 	1:09.48	1:08.10	2:17.58	0.00	40.0
2	11	GARTNER, Stephanie	MSU 	1:09.63	1:08.08	2:17.71	0.84	37.0
3	5	REMME, Roni	UU 	1:09.82	1:08.25	2:18.07	3.17	34.0
4	6	NORBYE, Tuva	DU 	1:09.71	1:08.85	2:18.56	6.34	31.0
5	21	KOMSIC, Andrea	DU 	1:10.77	1:07.87	2:18.64	6.86	29.0
6	22	HUNSAKER, Hannah	WIL 	1:10.88	1:08.00	2:18.88	8.41	27.0
7	17	HUEBNER, Monica	DU 	1:11.03	1:08.19	2:19.22	10.61	25.0



# USBA NATIONAL CHAMPIONSHIPS

## SPRINT

03/29/2019

ETHAN ALLEN FIRING RANGE

### FINAL RESULTS



Plc	Bib	Name	Cntry/Team	P	S	T	Time	Adjust	Result	Behind
1	71	LIVINGOOD, Nate	JACKSON BIATHLON	4	1	5	:15:44.8	:0	:15:44.8	15:44.8
2	75	SHEPPARD, Thoreson	ALTIUS	2	2	4	:17:10.0	:0	:17:10.0	17:10.0
3	69	MORIGEAU, Brady	MANSFIELD NORDIC	2	1	3	:17:21.0	:0	:17:21.0	17:21.0
4	73	CASTONGUAY, Theo		0	4	4	:18:01.0	:0	:18:01.0	18:01.0
5	76	KENYON, Noah	SARATOGA	1	1	2	:19:09.3	:0	:19:09.3	19:09.3
6	70	CIRCO STA, Leo	CRAFTSBURY	4	3	8	:19:09.6	:0	:19:09.6	19:09.6
7	72	GREENBERG, Tabor	GMVS	5	5	11	:19:39.0	:0	:19:39.0	19:39.0



**FINAL RESULTS****USBA NATIONAL CHAMPIONSHIPS****SPRINT**

ETHAN ALLEN FIRING RANGE

03/29/2019



Plc	Bib	Name	Team	P	S	T	Result	Behind	Pts
1	71	LIVINGOOD, Nate	JACKSON BIATHLON	4	1	5	:15:44.8	15:44.8	
2	75	SHEPPARD, Thoreson	ALTIUS	2	2	4	:17:10.0	17:10.0	
3	69	MORIGEAU, Brady	MANSFIELD NORDIC	2	1	3	:17:21.0	17:21.0	
4	73	CASTONGUAY, Theo		0	4	4	:18:01.0	18:01.0	
5	76	KENYON, Noah	SARATOGA	1	1	2	:19:09.3	19:09.3	
6	70	CIRCOSTA, Leo	CRAFTSBURY	4	3	7	:19:09.6	19:09.6	
7	72	GREENBERG, Tabor	GMVS	5	5	10	:19:39.0	19:39.0	
8	68	PRIGANC, Carl	ETHAN ALLEN	1	1	2	:19:54.9	19:54.9	

MOUNTAIN CREEK SPRING CLASSIC SUN  
 MCBP SPRING CL ASSIC - PROGRT



MOUNTAIN CREEK

## OFFICIAL RESULTS

RACE#: MTCRSUN-1

05/29/2016

PL	BIB	NAME	LOCATION	TEAM	TIME	PTS
ProF01-99				PW		
1	101	JILL KINTNER	WA BELLINGHAM		: 2:20.79	0
2	48	LAUREN DANAY	VA STAFFORD	Patrol/110% Racing	: 2:35.89	0
3	55	ANGELINA PALERMO	PA BUTLER	Dirty Harry'S/ Speci	: 2:38.85	0
4	49	AMY TEMARANTZ	PA KINGSTON	Sicklers Bike And Sp	: 2:49.71	0
5	105	SAMANTHA KINGSHILL	CA SACRAMENTO	COLLEGE CYCLERY O'NEAL	: 2:57.23	0
6	21	JESSICA GILBERT	MI FENTON		: 2:59.77	0
7	64	JENN LEBALNC	OT TRENTON	Cane Creek	: 3:03.19	0
8	23	AMBER PRICE	CO WESTMINSTER		: 3:13.44	0
9	24	RILEY WEIDMAN	PA VERONA		: 3:15.48	0
10	87	AMY LEISHEAR	MD LAUREL	Spoke Apparel	: 3:20.13	0

Cat 1 Male 30-39

1MO

**RESULTS****USBA NATIONAL CHAMPIONSHIPS  
PURSUIT**

ETHAN ALLEN FIRING RANGE

03/30/2019



Plc	Bib	Name	P	P	S	T	Time	Back
1	68	SHEPPARD, Thoreson	2	0	3	0	5	:21:29.0 :21:29
2	67	LIVINGOOD, Nate	4	5	4	3	16	:23:21.0 :23:21
3	70	CASTONGUAY, Theo	5	4	2	3	14	:24:53.0 :24:53
4	73	GREENBERG, Tabor	4	3	4	3	14	:25:18.0 :25:18
5	69	MORIGEAU, Brady	2	5	2	2	11	:25:29.0 :25:29
6	76	KREBS, Charlie	3	5	4	1	13	:25:32.0 :25:32
7	72	CIRCO STA, Leo	2	3	4	4	13	:25:38.0 :25:38
8	75	CARLSON, Taylor	2	2	2	2	8	:26:53.0 :26:53

## OFFICIAL RESULTS

## TUCK RUN 4 VETERANS

5K RUN

05/12/2019

Hanover, NH



PLC	NAME	LOCATION	BIB	CLS		AGE GRP	TIME	PACE
				PLC	CLS			
1	MATTHEW WEEMS	HANOVER NH	174	1	5M	18/99	:18:17	5:53
2	ADAM GROFF	HANOVER NH	51	2	5M	18/99	:18:48	6:03
3	JOHN CUNNINGHAM	GEORGES MILLS NH	25	3	5M	18/99	:19:20	6:14
4	CHRIS CAREY	HANOVER NH	12	4	5M	18/99	:19:38	6:20



# TUCK RUN 4 VETERANS

## 5K RUN

Hanover, NH

05/12/2019

## RESULTS

PLC	NAME	LOCATION	TEAM	BIB	CLS		TIME	POINTS
					PLC	CLS		
1	MATTHEW WEEMS	HANOVER NH		174	1	5M	:18:17	0.00
2	ADAM GROFF	HANOVER NH		51	2	5M	:18:48	0.00
3	JOHN CUNNINGHAM	GEORGES MILLS NH		25	3	5M	:19:20	0.00
4	CHRIS CARBY	HANOVER NH		12	4	5M	:19:30	0.00



DOS EQUIS SKI BUM RACE SERIES 2017

12/21 GANT SLALOM

OFFICIAL RESULTS

12/21/2016

KILLINGTON SKI CLUB

KILLINGTON RESORT



PL	BIB	COMPETITOR	TEAM	Time	Pts
1	300	LAMB, CARLI	RAYLITTLELAMB	: :42.46	50.00
2	143	NEARY, KRISTA	FIRST STOP	: :44.20	49.00
3	8	GANG, LYND SAY 3	EROM	: 1:03.74	48.00
1	196	TRAVERS, JESSI	RAMROD	: :43.86	50.00
2	123	STEM, RACHEL	RAMROD	: :44.55	49.00
3	198	DISMUKE, KERRY	SWEET PEAKS	: :52.61	48.00
4	118	CORRON, CLAIRETTA 4	MOGULS MISFITS	: :55.97	47.00
1	33	BROWER, KATHERINE		: :40.51	50.00
2	97	MCNEILL, PAMELA	SWEET PEAKS	: :42.62	49.00
3	42	VACHON, SANDRA	A-TEAM-AMBASSADORS	: :51.62	48.00
4	82	HAVLICEK, MISHA	A-TEAM-AMBASSADORS	: 1:02.58	47.00
5	13	ROGOFF, LUCILLE 5	MOGULS XXX	: 1:09.03	46.00
-	-	-	-	-	-

**OFFICIAL RESULTS**

**NE MASTERS / SISE CUP - WEST MT**

GIANT SLALOM

WEST MOUNTAIN NY

02/16/2019



PL	BIB	COMPETITOR	TEAM	T I M E			Back	Pts
				1st	2nd	Total		
=====								
MEN 75-79 (M11)								
1	20	PERON, DIDIER '43		1:29.52( 59)	1:29.37( 57)	2:58.89	1:16.30	363.92
2	722	LAHAISE, TOM '42		1:34.43( 60)	1:39.25( 64)	3:13.68	1:31.09	465.94
	2							
MEN 70-74 (M10)								
1	734	CULLMAN, DUNCAN '47		1:18.25( 37)	1:21.28( 39)	2:39.53	1:00.19	230.38
	1							
WOMEN 65-69 (W9)								
1	758	BASELL, CARLENE '52		1:34.44( 61)	1:35.98( 61)	3:10.42	1:59.67	407.59
	1							
WOMEN 60-64 (W8)								
1	7	HART, KATHY '56		1:26.57( 56)	1:29.93( 59)	2:56.50	1:12.45	314.20
2	25	KENNY, SHARON '58		1:45.74( 65)	1:47.32( 65)	3:33.06	1:49.01	559.49
	2							

## TUCK RUN 4 VETERANS

## 5K RUN

Hanover, NH

RACE ID: TUCK2019-1

## RESULTS

DATE: 05/12/2019

OA CLS

PLC	BIB	PLC	CLS	AGE	GRP	NAME	LOCATION	TIME	PACE
1	174	1	5M	18/99		MATTHEW WEEMS	HANOVER NH	:18:17	5:53/3.1
2	51	2	5M	18/99		ADAM GROFF	HANOVER NH	:18:48	6:03/3.1
3	25	3	5M	18/99		JOHN CUNNINGHAM	GEORGES MILLS NH	:19:20	6:14/3.1
4	12	4	5M	18/99		CHRIS CAREY	HANOVER NH	:19:38	6:20/3.1
5	47	5	5M	18/99		CHRIS GRANATA	HANOVER NH	:20:48	6:42/3.1
6	77	6	5M	18/99		MATT LEES	HANOVER NH	:21:16	6:51/3.1
7	144	7	5M	18/99		JACOB ROCHE	WEST LEBANON NH	:21:46	7:01/3.1

## START LIST



# CARRABASSETT BACKCOUNTRY CYCLE CHALLENGE

## 25/50/100 KILOMETERS MTN BIKE

07/13/2019

SUGARLOAF USA

08:00

BIB	START TIME	NAME	CLS	AFFILIATION	
2	8:00:01	DOBIE, Kristopher '84	pM	LAGUNITAS RACING	0.00
3	8:00:01	MCCARTHY, Charles '80	pM	1K2GO SPORTS RACING	0.00
5	8:00:01	HARDEN, Braden '87	pM		0.00
6	8:00:01	KEITH, Joshua '74	pM		0.00
7	8:00:01	STOVER, Ryan '84	eM4		0.00
8	8:00:01	OICKLE, Brian '76	pM	DR NAYLORS	0.00
10	8:00:01	SLOAN, Steve '87	pM	DR. NAYLOR-TREADWELLTRAINING	0.00
11	8:00:01	NELSON, Rick '74	pM	BIKEMAN.COM PB STIO	0.00
12	8:00:01	PINEAU, Brad '93	pM		0.00
13	8:00:01	GEROW, Warren '77	pM	BIKEMAN.COM	0.00
14	8:00:01	JANCAITIS, Gregory '83	pM	BICYCLE EXPRESS RACING	0.00
15	8:00:01	SPINNEY, John '75	pM	BICYCLE EXPRESS RACING	0.00
16	8:00:01	KING, Ted '83	pM	CANNONDALE SRAM ROKA VELOCIO U	0.00
17	8:00:01	CRISSMAN, Will '76	pM	DEDHAM BIKE	0.00
18	8:00:01	GEIB, Josh '84	pM	DR. NAYLORS TREADWELL TRAINING	0.00
19	8:00:01	SCOTT, Andy '90	pM	RIVERSIDE RACING	0.00
20	8:00:01	LANDRY, Andre '84	pM	BIKE-R-WAY	0.00
21	8:00:01	WISSELL, Michael '77	pM	B2C2 P/B JRA CYCLES	0.00
22	8:00:01	TAUTFEST, Noah '89	pM	BICYCLE EXPRESS RACING	0.00
23	8:00:01	TREADWELL, Dereck '75	pM	DR NAYLOR-TREADWELLTRAININGRAC	0.00
24	8:00:01	OICKLE, Eric '82	pM	L.L.BEAN	0.00



## START LIST



# CARRABASSETT BACKCOUNTRY CYCLE CHALLENGE

## 25/50/100 KILOMETERS MTN BIKE

07/13/2019

SUGARLOAF USA

08:00


BIB	START TIME	NAME	BIB	START TIME	NAME
2	8:00:01	DOBIE, Kristopher '84	49	8:00:01	PHILLIPS, Dave '83
3	8:00:01	MCCARTHY, Charles '80	50	8:00:01	EVAN, Michael '80
5	8:00:01	HARDEN, Braden '87	51	8:00:01	TYRIE, Joshua '82
6	8:00:01	KEITH, Joshua '74	52	8:00:01	ROSENBERG, Chase '80
7	8:00:01	STOVER, Ryan '84	53	8:00:01	YTTERBERG, Gabriel '84
8	8:00:01	OICKLE, Brian '76	54	8:00:01	MOYER, Dustin '83
10	8:00:01	SLOAN, Steve '87	55	8:00:01	BETTENCOURT, Matt '86
11	8:00:01	NELSON, Rick '74	56	8:00:01	ROSE, Angus '88
12	8:00:01	PINEAU, Brad '93	57	8:00:01	FLEMING, Ryan '81
13	8:00:01	GEROW, Warren '77	58	8:00:01	MILLAS, Jay '80
14	8:00:01	JANCAITIS, Gregory '83	59	8:00:01	KEYZER, James '84
15	8:00:01	SPINNEY, John '75	60	8:00:01	CHEVALIER, Louis '84
16	8:00:01	KING, Ted '83	61	8:00:01	BURGHER, Timothy '81



**OFFICIAL RESULTS****2019 ASSAULT ON THE CASTLE****EXPERT CAT 1/SS/PRO-ELITE**

Winnekenni Castle Haverhill 05/05/2019

RIVERSIDE CYCLES



PL	BIB	NAME	TEAM	LAP 1	LAP 2	LAP 3	LAP 4	TIME	GAP
----	-----	------	------	-------	-------	-------	-------	------	-----

**SingleSpeed Female**

1	109	SURDAM, Judy		2:16:56				2:16:56.1	: : 0
---	-----	--------------	--	---------	--	--	--	-----------	-------

**Single Speed Male**

1	105	BRADSHAW, Peter		1:28:12				1:28:12.8	: : 0
2	108	SKARUPA, John		1:28:52				1:28:52.7	: : 39
3	106	GRIGGS, Derek		1:41:38				1:41:38.4	:13:25
4	116	YOBACCIO, Ted		1:49:03				1:49:03.7	:20:50
5	107	SELWITZ, Jason		2:06:50				2:06:50.8	:38:38

DARTMOUTH WINTER CARNIVAL  
 MEN'S GIANT SLALOM  
 START ORDER



JURY

02/08/2019

TECHNICAL DATA

TD	( )	COURSE NAME	
REFEREE	( )	START ELEV.	0 m
CHIEF OF RACE	( )	FINISH ELEV.	0 m
		VERTICAL DROP	0 m
		1st RUN	
COURSE SETTERS	( )	2nd RUN	( )

START ORDER	BIB#	NAME	TEAM	SEED	PTS
1	1	MCCONVILLE, Patrick	 University Of Vermont		0.00
2	2	THROM, Benjamin	 St Michaels College		0.00
3	3	FRISK, David	 University Of Vermont		0.00
4	4	GRAND, Guillaume	 St Michaels College		0.00
5	6	ROEISLAND, Max	 University Of Vermont		0.00
6	7	WEISEL, Kipling	 Dartmouth College		0.00
7	8	KUUS, Karl	 Plymouth State University		0.00
8	9	ARMSTRONG, Carter	 St Lawrence University		0.00
9	10	DOMONOSKE, David	 Dartmouth College		0.00
10	11	JORDAN, Colby	 St Michaels College		0.00
11	12	ALKIER, Justin	 Middlebury College		0.00
12	13	KENNEY, Patrick	 Univ Of New Hampshire		0.00
13	14	QUENNEVILLE, Raphael	 University Of Vermont		0.00
14	15	CAMPBELL, Pate	 Middlebury College		0.00
15	16	FUCIGNA, Peter	 Dartmouth College		0.00
16	18	WATSON, Hunter	 Plymouth State University		0.00
17	19	SLATTERY, Logan	 Univ Of New Hampshire		0.00
18	20	SMITH, Spencer	 University Of Vermont		0.00
19	21	GILLIS, Joseph	 Bates College		0.00

# EISAALP2 EISA Alpine 2nd Run Start



## DARTMOUTH WINTER CARNIVAL MEN'S GIANT SLALOM

### SECOND RUN START ORDER 02-08-2019

START ORDER	BIB#	NAME	TEAM	TIME
1	11	JORDAN, COLBY	SMC	1:02.62
2	49	DERWIN, COLBEY	CBC	1:03.14
3	41	MACEDO, MICHEL	MID	1:02.09
4	9	ARMSTRONG, CARTER	SLU	1:02.73
5	22	DUKE, WILLIAM	MID	1:03.02
6	40	FRANCIS, BRIAN		1:02.85
7	3	FRISK, DAVID	UVM	1:02.45
8	14	QUENNEVILLE, RAPHAEL	UVM	1:02.74
9	24	SHEILS, PAUL	WIL	1:02.82
10	20	SMITH, SPENCER	UVM	1:02.93
12	16	FUCIGNA, PETER	DAR	1:02.99
12	10	DOMONOSKE, DAVID	DAR	1:02.43
13	7	WEISEL, KIPLING	DAR	1:02.55
15	13	KENNEY, PATRICK	UNH	1:03.08
15	6	ROEISLAND, MAX	UVM	1:02.32
16	4	GRAND, GUILLAUME	SMC	1:02.05
18	15	CAMPBELL, PATE	MID	1:02.29
18	2	THROM, BENJAMIN	SMC	1:02.23
19	12	ALKIER, JUSTIN	MID	1:02.35
20	1	MCCONVILLE, PATRICK	UVM	1:01.91
21	19	SLATTERY, LOGAN	UNH	1:02.98
22	31	TAYLOR, AARON	BC	1:02.98
23	55	COOPER, MICHAEL	BAT	1:03.33
24	8	KUUS, KARL	PSU	1:02.55
25	23	STAMLER, MAX	MID	1:03.08

**BATES COLLEGE W NTER CARNIVAL**  
W O M E N S 5K SKATE

BLACK MT OF MAINE  
BATES COLLEGE

**TEAM LIST**

RACE#: BAT2019-3  
DATE: 02/22/2019

BIB	USSA	FIS	NAME	SEED	TEAM
<b>BATES COLLEGE</b> 					
2	6644853 / 0		PIERCE, SAMANTHA	1.00	1 BAT
14	6490085 / 0		BLAKSLEE, ANNIE	2.00	2 BAT
30	6664896 /		SKILLINGS, OLIVIA	3.00	3 BAT
34	6435249 /		SECKINGER, MAYA	4.00	4 BAT
48	6647494 / 0		MCKINNEY, ZOE	5.00	5 BAT
53	6299665 / 3535853		WOODS, KAELYN	6.00	6 BAT
<b>BOWDOIN COLLEGE</b> 					
1	6642418 /		MILLIKEN, PERRIN	1.00	1 BOW
16	6642873 / 3535789		KRETCHMER, MARY	2.00	2 BOW
31	6649494 / 0		AHEARNE, FIONA	3.00	3 BOW
38	6703292 / 0		JOHNSTON, LILY	4.00	4 BOW
51	6601450 / 0		VANDENDRIES, GABRIELLE	5.00	5 BOW
60	6577860 / 3535708		ANDERSON, RENAE	6.00	6 BOW
<b>COLBY COLLEGE</b> 					
8	6649222 /		SELTZER, TALIA	1.00	1 CBC
12	6596499 / 0		TUPPER, SKYLAR	2.00	2 CBC
22	6865114 /		BIANCO, ERIN	3.00	3 CBC
42	6471057 / 0		WAICHLER, CLAIRE	4.00	4 CBC
52	6520798 / 0		MILLER, KIRSTEN	5.00	5 CBC
56	6320600 / 3535635		COLETTA, MARIN	6.00	6 CBC
<b>DARTMOUTH COLLEGE</b> 					
4	6353183 / 3535594		HYDE, EMILY	1.00	1 DAR
20	6468702 / 3535657		BRAMS, LEAH	2.00	2 DAR
23	6349810 / 3535705		HUNT-SMITH, TARYN	3.00	3 DAR
36	6384316 / 3535634		JORTBERG, LAUREN	4.00	4 DAR
49	6290178 / 3535614		BLANCHET, LYDIA	5.00	5 DAR
58	6389437 / 3535601		OGDEN, KATHARINE	6.00	6 DAR



**BATES COLLEGE WINTER CARNIVAL**  
**MEN'S 10K SKATE**

















**START ORDER**

**BLACK MT OF MAINE**  
**BATES COLLEGE**

DATE: 02/22/2019

START: 11:30

JURY		COURSE NAME		TECHNICAL DATA	
TD	CARLIE CASEY (USA)			HD	74 m
CHIEF OF RACE	ROGER ARSENAULT (USA)			MM	49 m
DIV/COACH REPS	NATHAN ALSOBROOK (BOW)			MT	336 m
	CORY SCHWARTZ (UNH)				

BIB	NAME		TEAM		START		
1	ALLEN, BENJAMIN	1.00	UNH		11:30:28.1		
2	OEVRUM, MATIAS BJOERNFLATEN	1.00	UVM		11:30:59.2		
3	TAKAGIATILANO, PAOLO	1.00	DAR		11:31:28.9		
4	THOMPSON, IAN	1.00	SIU		11:31:58.8		
5	BRINKEMA, TORSTEN	1.00	CBC		11:32:28.9		
6	SYBEN, DYLAN	1.00	WIL		11:32:58.9		
7	MEYERSON, JACOB	1.00	HAR		11:33:28.6		
8	O'BRIEN, RUSSELL	1.00	BOW		11:33:59.9		
9	MEEHAN, WILL	1.00	SMC		11:34:28.7		
10	FULLER, COLE	1.00	BAT		11:34:59.1		
11	CARR, EVAN	2.00	WIL		11:35:29.7		
12	GOLIN, LUC	2.00	DAR		11:35:59.6		
13	HARBON, SCOTT	2.00	CBC		11:36:27.8		
14	BRANCH, GRAHAM	2.00	SIU		11:36:59.6		

## BATES COLLEGE WINTER CARNIVAL

### MEN'S 20K CLASSIC

BLACK MT OF MAINE  
BATES COLLEGE

OFFICIAL RESULTS  
02/23/2019

START: 12:00

TD	CARLIE CASEY	(USA)			
Assist TD	DUSTIN WILLIAMSON	(USA)	HD: 74m	MC: 49m	TC:672m RACE#: U1486
CHIEF OF COMP	ROGER ARSENAULT	(USA)			
JURY MEMBERS	NATHAN ALSOBROOK	(BOW)			PENALTY 39.13
	CORY SCHWARTZ	(UNH)			

PL	BB	NAME	HOME TOWN	FB #	NAT TEAM	TME	FBPTS
<b>SENIOR MEN</b>							
1	2	HARMEYER, Bill'97	SOUTH BURLING	3530805	USA UVM	:52:49.6	0.00
2	1	OGDEN, Ben'00	LANDGROVE,VT	6548120	UVM	:52:50.8	0.53
3	7	DELINE, Callan'95	AVON,CO	3530640	USA DAR	:52:51.2	0.71
4	5	O'CONNELL, Finn'98	STEAMBOAT,CO	3530872	USA UVM	:53:02.1	5.52
5	11	WOOD, Sam'96	HARPSWELL,ME	3530837	USA MID	:53:08.3	8.26
6	6	MOORE, Ian'95	WAITSFIELD,VT	3530715	USA UVM	:53:21.2	13.96
7	3	FIELDS, Zane'97	WOODSTOCK,VT	3530877	USA CBC	:53:24.9	15.59
8	10	NOTTONSON, Lewis'97	ADDISON,VT	0	MID	:53:26.7	16.39
9	21	HODGES, Sam'00	CORNWALL,VT	3530858	USA MID	:53:27.0	16.52
10	15	KITCH, James'00	BELMONT,MA	3531074	USA HAR	:53:27.3	16.65
11	13	WOLTER, Deter'98	HATLEY,VT	3530900	USA MID	:53:27.4	16.70

**RESULTS****2019 MT WASHINGTON INFERNO PENTATHLON**

RUN-KAYAK-BIKE-HIKE-SKI RACE

04/13/2019

Mt Washington Valley

FRIENDS OF TUCKERMANS



PL	BIB	COMPETITOR	Total	RUN	TIME / PLACE				
					KAYAK	BIKE	HIKE	HIKE 2 SKI	SKI
<b>EXPERT WOMEN</b>									
1	205	JESSICA MARION MARION, JESSICA	4:15:54.7	1:00:39( 1)	:50:23( 4)	1:08:14( 4)	1:01:34( 6)	: 6:40( 1)	: 8:21(16)
2	203	HILARY MCCLOY MCCLOY, HILARY	4:27:05.5	1:02:58( 4)	:53:58(12)	1:10:21( 5)	1:04:56( 8)	: 9:11( 7)	: 5:39( 3)
3	204	KRISTINA FOLCIK FOLCIK, KRISTINA	5:02:59.1	1:03:11( 5)	:52:49( 8)	1:21:01(14)	1:19:02(16)	: 8:22( 5)	:18:31(23)
4	201	JULIA HANLON HANLON, JULIA	5:17:58.9	1:09:37(13)	:57:52(17)	1:21:06(16)	1:26:11(18)	:10:29(13)	:12:41(21)

**RESULTS****MOUNTAIN CREEK SPRING****CLASSIC SUN**

MCBP SPRING CL ASSIC - PROGR

MOUNTAIN CREEK

05/29/2016



PL	OVRALL	BIB	NAME	LIC #	LOCATION	TEAM	TIME	PTS	BEHIND
<b>ProF01-99</b>									
1	59	101	KINTNER, Jill		WA Bellingham		2:20.79		: 0.00
2	111	48	DANEY, Lauren	282816	VA Stafford	PATROL/110% RACING	2:35.89		:15.10
3	116	55	PALERMO, Angelina		PA Butler	Dirty Harry'S/ Speci	2:38.85		:18.06
4	134	49	TEMARANTZ, Amy		PA Kingston	Sicklers Bike And Sp	2:49.71		:28.92
5	143	105	KINGSHILL, Samantha		CA Sacramento	COLLEGE CYCLERY O'NEAL AZONIC	2:57.23		:36.44
6	149	21	GILBERT, Jessica		MI Fenton		2:59.77		:38.98
7	164	64	LEBALNC, Jenn		OT Trenton	Cane Creek	3:03.19		:42.40
8	191	23	PRICE, Amber		CO Westminster		3:13.44		:52.65
9	196	24	WEIDMAN, Riley		PA Verona		3:15.48		:54.69
10	212	87	LEISHEAR, Amy		MD Laurel	Spoke Apparel	3:20.13		:59.34
<b>Cat 1 Male 30-39</b>									
1	78	137	GUARINO, Mason	404951	MA Tewksbury		2:25.43		: 0.00
2	84	209	HUNTER, Chris		PA Philadelphia	Community Bikes / Fl	2:25.93		: 0.50
3	87	191	DOHERTY, Jonathan		CO Trenton	CANE CREEK SUSPENSIO	2:26.39		: 0.96



**RESULTS****2019 SPRING NATIONAL PRO-GRT EVENT****AMATEUR DOWNHILL**

05/19/2019



PL	BIB	NAME	LOCATION	TEAM	INTERVAL	TIME	PTS	BEHIND
<b>Men UCI Elite Pro</b>					<b>101</b>			
1	3	NORTON, Dakotah	TN Knoxville	UNIOR DEVINCI	: 1:24.66	: 2:18.34	0	: 0.00
2	2	MULALLY, Neko	NC Pisgah Forest	INTENSE FACTORY RACI	: 1:29.52	: 2:21.96	0	: 3.62
3	4	BRANNIGAN, Geroge	NZ Queenstown	GT FACTORY RACING	: 1:27.49	: 2:22.33	0	: 3.99
4	31	MACKINNON, Kiran	CA Santa Cruz	SANTA CRUZ BICYCLES	: 1:27.16	: 2:22.74	0	: 4.40
5	8	NESTOROFF, Nikolas	CA San Marcos	KHS FACTORY RACING	: 1:27.24	: 2:23.32	0	: 4.98
6	6	MORGAN, Max	GA Atlanta	SANTA CRUZ BICYCLES	: 1:28.07	: 2:23.58	0	: 5.24
7	44	ESTABROOK, Steve	VT S Burlington	DEFIANT RACING / INT	: 1:27.09	: 2:24.63	0	: 6.29
8	9	ESTRADA, Mauricio	NY Minehill	DANNY'S CYCLES RACIN	: 1:29.08	: 2:25.54	0	: 7.20
9	42	HANSON, Seth	NC Hendersonville	SEI RACING	: 1:30.30	: 2:26.51	0	: 8.17



# NENSA EASTERN HIGH SCHOOL CHAMPIONSHIPS WOMENS 7.5KM CLASSICAL

## OFFICIAL RESULTS

03/16/2019

10TH MOUNTAIN SKI CLUB  
Fort Kent Outdoor Center

TD DUSTIN WILLIAMSON (USA)  
CHIEF OF COMP CARL THERIAULT (USA)  
JURY MEMBERS TOM WEIR (USA)

RACE#:ehsc2019-

PL	BIB	NAME	HIGH SCHOOL	STATE	TIME	PTS
GIRLS GRADE 9-12						
1	204	STREINZ, Abigail		MAINE	:28:00.6	135.00
2	207	CHARLES, Emma		MAINE	:28:30.3	130.00
3	203	BODKINS, Mica		MASSACHUSETTS	:28:49.7	126.00
4	223	BAUMANN, Eva		MASSACHUSETTS	:28:56.8	123.00



## OFFICIAL RESULTS

02/08/2019

## DARTMOUTH WINTER CARNIVAL

## WOMEN'S 10K SKATE

## JURY

TD CARLIE CASEY (USA)  
 Assist TD CAROL VAN DYKE (USA)  
 CHIEF OF COMP PETER MILLIKEN (USA)  
 JURY MEMBERS BECKY WOODS (BAT)  
 ETHAN TOWNSEND (SLU)

## OAK HILL RECREATION AREA

COURSE: 5K

RACE#: U0178

PL	BIB	NAME	TEAM	TIME	PTS	NCAA	USSA	PTS
1	66	SUTRO, Evelina	UVM	:30:04.6	50.0	100		
2	61	OGDEN, Katharine	DAR	:30:19.4	47.0	80		
3	50	JORTBERG, Lauren	DAR	:31:12.4	44.0	60		
4	36	BLANCHET, Lydia	DAR	:31:18.0	41.0	50		
5	56	FREED, Margie	UVM	:31:19.0	39.0	45		
6	63	COLETTA, Marin	CBC	:31:47.7	37.0	40		
7	82	GELLERT, Margaret *	DAR	:31:51.1				
8	65	LANDIS, Annika	MID	:31:51.9	35.0	36		
9	11	HUNT-SMITH, Taryn	DAR	:31:57.1		32		

## NE MASTERS / SISE CUP - SHAWNEE PEAK



## GIANT SLALOM

## OFFICIAL RESULTS

02/02/2019

JURY

RACE#: NEMSHN1

Race Penalty

Men Women

0.00

PL	BIB	CLASS	COMPETITOR	MEM #	Seed	Pts	T I M E		Total Race Pts
							1st	2nd	
MEN 85-89 (M13)									
1	3	M13	SEVIGNY, ALPHONSE	E5739305	993.00	:56.02( 33)	:57.95( 25)	1:53.97	482.61
2	2	M13	MACNEIL, GEORGE	E5703350	993.00	1:06.54( 39)	1:09.09( 28)	2:15.63	766.27
MEN 80-84 (M12)									
1	7	M12	BUJOLD, JOSEPH	E5150180	993.00	1:00.71( 36)	1:01.92( 19)	2:02.63	596.02
2	4	M12	GILMAN, JONATHAN	E0113829	993.00	1:01.27( 37)	1:02.24( 13)	2:03.51	607.55
3	5	M12	BRODT, PHILIPP	E4915823	993.00	1:04.76( 38)	1:04.85( 2)	2:09.61	687.43
MEN 75-79 (M11)									
1	9	M11	ROGERS, PAUL	E4717427	993.00	:50.58( 27)	:52.01( 22)	1:42.59	333.57
2	8	M11	KITTREDGE, DAVID	E4817110	993.00	:58.00( 34)	:59.01( 14)	1:57.01	522.42



**OFFICIAL RESULTS****NENSA EASTERN HIGH SCHOOL  
CHAMPIONSHIPS****WOMENS 7.5KM CLASSICAL**

03/16/2019



10TH MOUNTAIN SKI CLUB  
Fort Kent Outdoor Center

TD DUSTIN WILLIAMSON (USA)  
 Assist TD ( )  
 CHIEF OF COMP CARL THERIAULT (USA)  
 JURY MEMBERS TOM WEIR (USA)

RACE#: ehsc2019-

PL	BIB	NAME	TEAM	TIME	RACE PTS
<b>GIRLS GRADE 9-12</b>					
1	204	STREINZ, Abigail	FKOC MAINE	:28:00.6	135.00
2	207	CHARLES, Emma	MT. BLUE MAINE	:28:30.3	130.00
3	203	BODKINS, Mica	DOVER-SHERBORN RHS MASSACHUSETTS	:28:49.7	126.00
4	223	BAUMANN, Eva	BROOKLINE HS MASSACHUSETTS	:28:56.8	123.00









2017 NCAA SKIING CHAMPIONSHIPS

MEN'S 10K CLASSIC

OFFICIAL RESULTS

03/09/2017

TD GARY LARSON (USA)  
 Assist TD CHRIS FRIELINGHAUS (USA) HD: 62m MC: 50m TC:342m RACE#U0487  
 CHIEF OF COMP BREANNE TORREY (USA)  
 JURY MEMBERS MARIA STUBER (CSS)  
 JASON LEMIEUX (WIL)

PL	BIB	NAME	TEAM	TIME	PTS
1	40	BERGSTROEM, Martin	UU 	:25:33.1	40.0
2	30	TROLLEBOE, Dag Frode	DU 	:25:59.9	37.0
3	29	MIKKELSEN, Martin	UU 	:26:25.7	34.0
4	34	REISTAD, Petter	CU 	:26:29.3	31.0
5	32	MADLENER, Moritz	DU 	:26:36.7	29.0
6	37	SCHWENCKE, Fredrik	NMU 	:26:40.2	27.0
7	31	MARTIN, Adam	NMU 	:26:50.5	25.0
8	1	STROEM, Mads Ek	CU 	:27:03.1	23.0
9	39	MOORE, Ian	UVM 	:27:07.7	22.0
10	23	HANNAH, Lars	DU 	:27:10.8	21.0
--	--	-----	----	-----	----

## RESULTS



# NENSA EASTERN HIGH SCHOOL CHAMPIONSHIPS

## WOMENS 5KM FREE TECHNIQUE

03/15/2019

 10TH MOUNTAIN SKI CLUB  
 Fort Kent Outdoor Center

TD DUSTIN WILLIAMSON (USA)  
 Assist TD ( )  
 CHIEF OF COMP CARL THERIAULT (USA)  
 JURY MEMBERS TOM WEIR (USA)

RACE# ehsc2019-

PL	BIB	NAME	LOCATION	TEAM	TIME	PTS
GIRLS GRADE 9-12						
1	204	STREINZ, Abigail		MAINE	:15:51.2	135.00
2	203	BODKINS, Mica		MASSACHUSETTS	:16:11.3	130.00
3	244	FREEMAN, Sage		VERMONT	:16:39.9	126.00
4	227	LAMB, May		VERMONT	:16:44.2	123.00
5	247	CHIPMAN, Hannah		VERMONT	:16:52.0	121.00
6	220	STOW, Catherine		NEW HAMPSHIRE	:16:54.2	120.00
7	233	PRIGANC, Alexandra		VERMONT	:16:55.0	119.00



**OFFICIAL RESULTS**  
**OISRA NORDIC STATE CHAMPIONSHIP**

**ONSF BOYS 5.5 K FREESTYLE**

02/22/2019

MT BACHELOR

TD ALAN WATSON ( )  
 CHIEF OF COMP KEVIN KILROY ( )  
 JURY MEMBERS ERIC MARTIN ( )  
 DAVID SMULLIN ( )  
 COCM = ROIS CANNON ( )

RACE# STATE19-2

PL	BIB	NAME		TIME	VAR PTS	% BACK :13:47	IND PTS	
HIGH SCHOOL BOYS								
1	142	LANGE, Will	B1	SUMMIT	:13:47.3	1.00	0.0%	0
2	141	CACCIOLA, Mario	B1	SUMMIT	:13:50.0	2.00	0.3%	0
3	144	CONDE, Jack	B1	SUMMIT	:13:52.2	3.00	0.5%	0
4	143	HENSON, Nathaniel	B1	SUMMIT	:14:38.2	4.00	6.1%	0
5	152	NYE, Maximus	B1	BEND	:14:47.8	5.00	7.3%	0
6	146	WHITELAW, Aidan	B1	SUMMIT	:14:49.6	6.00	7.5%	0
7	147	NELSON, Cooper	B1	SUMMIT	:14:49.8	0.00	7.5%	0
8	154	BERGSTROM, Pelle	B1	HRV	:15:00.0	7.00	8.7%	0
9	150	PICHARDO, Levi	A1	MT VIEW	:15:03.3	8.00	9.1%	0
10	145	NELSON, Taylor	B1	SUMMIT	:15:11.2	0.00	10.1%	0
11	148	MICEK, Anton	B1	BEND	:15:13.4	9.00	10.4%	0
12	153	JAYNE, Zachary	B1	SUMMIT	:15:17.4	0.00	10.8%	0



**OFFICIAL RESULTS****Timing Tab - Cls Splits****2013 VERMONT 50****50 MILE BIKE**

BROWNSVILLE, VT

09/29/2013



Place	Bib	Name	Team	City	State	Laps	Time	Pace
1	231	OTTER, ELISA RITZ		MONTPELIER, VT		10	04:46:43.4	: 5:44
Splits 1-10		33:12	23:30	37:45	20:06	27:54	21:21	37:12
Cls/Ovr All		1/37	1/43	1/44	1/43	1/49	1/50	1/55
2	237	QUINLAN, KIMBERLEY		WINDOSKI, VT		10	05:14:29.2	: 6:17
Splits 1-10		45:38	25:06	44:10	20:55	31:07	22:33	37:40
Cls/Ovr All		2/188	2/180	2/173	2/161	2/152	2/146	2/138
3	250	THOMAS, HEATHER		WILLIAMSTOWN, MA		10	06:22:20.5	: 7:38
Splits 1-10		46:47	36:30	51:32	26:21	36:18	30:31	47:38
Cls/Ovr All		3/206	3/306	4/337	3/336	3/343	4/341	3/356

**2013 VERMONT 50****Results - Nordic Interval****50 MILE BIKE**

09/29/2013

BROWNSVILLE, VT

**OFFICIAL RESULTS**

PL	BIB	NAME	TEAM	1/6	2/7	3/8	4/9	5/10	FINAL
1	231	ELISA RITZ OTTER		:33:12	:23:30	:37:45	:20:06	:27:54	4:46:43.4
				:21:21	:37:12	:22:28	:41:39	:21:32	
2	237	KIMBERLEY QUINLAN		:45:38	:25:06	:44:10	:20:55	:31:07	5:14:29.2
				:22:33	:37:40	:22:48	:43:00	:21:27	
3	250	HEATHER THOMAS		:46:47	:36:30	:51:32	:26:21	:36:18	6:22:20.5
				:30:31	:47:38	:26:40	:51:10	:28:48	

# NSTRTLST Nordic Start List

## CHERI WALSH EASTERN CUP & ZAK CUP WOMENS 10K CLASSIC

RACE#: CWALSH19-1

START ORDER

START: 11:00

### JURY

TECHNICAL DEL FRED GRIFFIN (USA)  
 CHIEF OF RACE PAT CASEY (USA)  
 JURY MEMBERS JUSTIN BECKWITH (USA)  
 ( )

### TECHNICAL DATA

5K  
 HD 0 m  
 MC 0 m  
 TC 0 m

RACE TYPE: USSA-N

DATE: 02/24/2019



BIB	START TIME	NAME	CITY/STATE	CLS TEAM
301	11:00:14	REMICK, ADRIENNE	HARDWICK VT	244.95 G18 CRAFTSBURY NORDIC SKI CLUB
302	11:00:30	NOLAN, SAMANTHA	RICHMOND VT	292.55 G18 MANSFIELD NORDIC CLUB
303	11:00:45	KITCH, MADELINE	BELMONT MA	254.04 G18 CAMBRIDGE SPORTS UNION
304	11:00:58	STETTER, MEREDITH	MONTPELIER VT	294.77 G20 MANSFIELD NORDIC CLUB
305	11:01:15	CLAYTON, ROSE	UNDERHILL CENTER VT	237.16 G18 MANSFIELD NORDIC CLUB
306	11:01:30	TUCKER, AMELIA	WESTON MA	239.27 G18 CAMBRIDGE SPORTS UNION
307	11:01:44	CHIPMAN, HANNAH	NORWICH VT	298.97 G18 FORD SAYRE
308	11:02:03	LANGE, KENNEDY	LYME NH	286.09 G18 FORD SAYRE
309	11:02:14	BOLINGER, GRETA	LYME NH	254.70 G18 FORD SAYRE
310	11:02:30	WANGLER, GABBY	HONEOYE FALLS NY	295.02 G20 ST. LAWRENCE UNIVERSITY
311	11:02:45	SIEGEL, EMILY	KETCHUM ID	262.26 SW ST. LAWRENCE UNIVERSITY
312	11:03:00	PRIGANC, ALI	RICHMOND VT	266.92 G18 MANSFIELD NORDIC CLUB
313	11:03:15	CISLER, GRACE	SUGAR HILL NH	315.68 G18 GMVS - GREEN MOUNTAIN
314	11:03:30	WILBRAHAM, JENNIFER	BATH ME	336.34 G20 MANSFIELD NORDIC CLUB
315	11:03:44	MACY, AGNES	DUBLIN NH	288.75 G18 DUBLIN XC
316	11:04:00	DONOVAN, MADDIE	EDWARDS CO	135.03 G20 DARTMOUTH COLLEGE SKI TEAM
317	11:04:15	OGDEN, CHARLOTTE	LANDGROVE VT	149.20 G18 STRATTON MOUNTAIN SCHOOL
318	11:04:30	BATES, LILLIAN	DUBLIN NH	211.25 G18 DUBLIN XC
319	11:04:45	SWEET, PHOEBE	BURLINGTON VT	147.72 G20 UNIVERSITY OF VERMONT SKI
320	11:05:00	GELLERT, MARGARET	ANCHORAGE AK	99.20 G20 DARTMOUTH COLLEGE SKI TEAM
321	11:05:15	STREINZ, ABIGAIL	HERSEY ME	175.79 G18 FORT KENT OUTDOOR CENTER
322	11:05:30	APPLERY, LAURA	LINCOLN MA	229.10 G18 CAMBRIDGE SPORTS UNION



**USSA SUPERTOUR/EASTERN CUP LAKE  
PLACID  
WOMEN'S 10K CLASSIC**

01/31/2016

ORDA

OLYMPIC JUMP COMPLEX

## JURY

TD CARLIE CASEY (USA)  
 Assist TD CHRIS FRIELINGHAUS (USA)  
 CHIEF OF COMP JIM RODRIGUES (USA)  
 JURY MEMBERS KRIS CHENEY-SEYMOUR (USA)

RACE# F0443

FE 3614

PENALTY 33.20

PL	BIB	LIC #	NAME	CLS	AFFILIATION	TIME	BEHIND	PTS
1	207	3535385	F PATTERSON, Caitlin	SR	CRAFTSBURY NORDIC	:31:45.2	: 0.0	0.00
2	220	3535636	F MILLER, Kaitlynn	SR	CRAFTSBURY GREEN TEAM	:32:45.5	1:00.3	25.32
3	208	3535372	F HOLMES, Chelsea	SR	APU NORDIC CENTER	:33:04.9	1:19.7	33.47
4	204	3535468	F HART, Anne	SR	STRATTON MOUNTAIN	:33:14.1	1:28.9	37.33
5	215	3535601	F OGDEN, Katharine	U20	SMS-T2	:33:14.5	1:29.3	37.50
6	201	3535407	F RORABAUGH, Becca	SR	APU	:33:17.3	1:32.1	38.67



OVRALL OVERALL RESULTS

Overall

OFFICIAL RESULTS  
TUCK RUN 4 VETERANS

5K RUN

05/12/2019

Hanover, NH



PLC	NAME	LOCATION	BIB	CLS		AGE	GRP	TIME	PACE
				PLC	CLS				
1	MATTHEW WEEMS	HANOVER NH	174	1	5M	18/99		:18:17	5:53
2	ADAM GROFF	HANOVER NH	51	2	5M	18/99		:18:48	6:03
3	JOHN CUNNINGHAM	GEORGES MILLS NH	25	3	5M	18/99		:19:20	6:14
4	CHRIS CAREY	HANOVER NH	12	4	5M	18/99		:19:38	6:20
5	CHRIS GRANATA	HANOVER NH	47	5	5M	18/99		:20:48	6:42



Overall V1 has Points  
and Team

TUCK RUN 4 VETERANS

5K RUN

Hanover, NH

05/12/2019

OFFICIAL RESULTS

PLC	NAME	LOCATION	TEAM	BIB	CLS		TIME	POINTS
					PLC	CLS		
1	MATTHEW WEEMS	HANOVER NH		174	1	5M	:18:17	0.00
2	ADAM GROFF	HANOVER NH		51	2	5M	:18:48	0.00
3	JOHN CUNNINGHAM	GEORGES MILLS NH		25	3	5M	:19:20	0.00
4	CHRIS CAREY	HANOVER NH		12	4	5M	:19:38	0.00
5	CHRIS GRANATA	HANOVER NH		47	5	5M	:20:48	0.00





# TUCK RUN 4 VETERANS

5K RUN

Hanover, NH

05/12/2019

## OFFICIAL RESULTS

PLC	NAME	LOCATION	TEAM	BIB	CLS		TIME	POINTS
					PLC	CLS		
1	MATTHEW WEEMS	HANOVER NH		174	1	5M	:18:17	0.00
2	ADAM GROFF	HANOVER NH		51	2	5M	:18:48	0.00
3	JOHN CUNNINGHAM	GEORGES MILLS NH		25	3	5M	:19:20	0.00
4	CHRIS CAREY	HANOVER NH		12	4	5M	:19:38	0.00
5	CHRIS GRANATA	HANOVER NH		47	5	5M	:20:48	0.00
-	-----			--	-	---	---	---

RESULTS



MAINE CLASS B & C STATE SKI  
CHAMPIONSHIP  
CLASS C GIRLS PURSUIT

02/19/2019

TITCOMB SKI CLUB  
TITCOMB MT FARMINGTON ME

JURY

TD CARLIE CASEY (USA)  
CHIEF OF COMP BUZZ DAVIS (USA)  
JURY MEMBERS RON ASELTINE (USA)  
( )

RACE#: MEBC2019

PL	BIB	NAME	LOCATION	RACE 1	TIME RACE 2	TOTAL	PTS
CLASS C GIRLS							
1	101	JANDREAU, Isabell ' 0 ,	MADAWASKA	19:53	:16:33.9	:36:26.9	200.00
2	102	TANGUAY, Dolcie ' 0 ,	MSSM	20:47	:17:24.1	:38:11.1	199.00
3	103	NELSON, Kassandra ' 0 ,	ASHLAND	21:54	:18:38.0	:40:32.0	198.00
4	104	SANDBERG, Clara ' 0 ,	WAYNFLETE	22:32	:19:12.5	:41:44.5	197.00
5	105	HALL, Willow ' 0 ,	ASHLAND	22:45	:19:09.7	:41:54.7	196.00
6	111	ENO, Mya ' 0 ,	FORT KENT	23:26	:19:15.8	:42:41.8	195.00
7	106	BLISS, Kaitlynn ' 0 ,	WAYNFLETE	22:59	:19:42.9	:42:41.9	194.00
8	110	MARTIN, Nancy ' 0 ,	FORT KENT	23:13	:19:51.0	:43:04.0	193.00
9	107	RUCK, Leah ' 0 ,	ORONO	23:07	:20:08.1	:43:15.1	192.00
10	112	HALSEY, Jessica ' 0 ,	FORT	23:33	:19:45.0	:43:18.0	191.00
11	118	PELLETIER, Emma ' 0 ,	MADAWASKA	24:40	:19:24.1	:44:04.1	190.00
12	109	WERNER, Julia ' 0 ,	WAYNFLETE	23:10	:21:10.2	:44:20.2	189.00
13	113	LOVLEY, Alexis ' 0 ,	FORT KENT	24:13	:20:17.4	:44:30.4	188.00
14	108	BOLSTRIDGE, Kylee ' 0 ,	ASHLAND	23:07	:21:26.4	:44:33.4	187.00

<b>102</b>	<b>: 1:53</b>	<b>D TANGUAY</b>
<b>105</b>	<b>: 3:51</b>	<b>W HALL</b>
<b>108</b>	<b>: 4:14</b>	<b>K BOLSTRIDGE</b>
<b>111</b>	<b>: 4:33</b>	<b>M ENO</b>
<b>114</b>	<b>: 5:27</b>	<b>L JANDREAU</b>
<b>117</b>	<b>: 5:44</b>	<b>R SIBLEY</b>
<b>120</b>	<b>: 6:05</b>	<b>D MORIN</b>
<b>123</b>	<b>: 6:43</b>	<b>A EMERY</b>
<b>126</b>	<b>: 7:00</b>	<b>G MARTIN</b>
<b>129</b>	<b>: 7:05</b>	<b>E SIROIS</b>

**THE VT3 STAGE RACE**  
**HARDWICK/VICTORY/CRAFTSBURY**



LOC:

OFFICIAL RESULTS

RACE#: VT32017-1

08/11/2017

PL	BIB	NAME	LOCATION	TEAM	TIME
SINGLE SPEED MEN				SSM	
1	41	PAUL SIMOES	MA HUBBARDSTON	BIKEMAN.COM	5:28:44.0
2	23	JOSH KUNZ	OH MANSFIELD	KNOBBY SIDE DOWN	5:38:42.3
3	27	THOM PARSONS	MA BOSTON		5:55:40.1
4	38	BRIAN GILMAN	NH ANDOVER	CLARK BROTHERS RACING	7:28:30.3
OPEN WOMEN				OAF	
1	49	MARILYNE PROULX	QUEBROMONT		5:45:32.7
2	19	KIMBERLEY QUINLAN	VT WINOOSKI	BICYCLE EXPRESS RACING	5:46:18.7
3	34	HEATHER RICHARD	MA ROSLINDALE	B2C2/JRA	6:47:35.0
4	20	HAZEL BREWSTER	VT MORRISVILLE	BICYCLE EXPRESS RACING	6:47:36.6
5	33	HELEN HOLLENBACH	VT RICHMOND		7:51:07.4
OPEN MEN				OAM	
1	1	TOM SAMPSON	NH HOLDERNESS	VITTORIA/YETI CYCLES	4:51:11.7



**OFFICIAL RESULTS****DARTMOUTH WINTER CARNIVAL****WOMEN'S 3X5 CLASSIC RELAY**

02/09/2019

OAK HILL RECREATION AREA



TD CARLIE CASEY (USA)  
 CHIEF OF COMP PETER MILLIKEN (USA)  
 JURY MEMBERS BECKY WOODS (BAT)  
 ETHAN TOWNSEND (SLU)

COURSE: 2.5K

RACE#: U0178

PL	BIB	NAME	TEAM	T I M E		PTS
				LAP	TOTAL	
1	5	BIZYUKOVA, ANNA	UVM	16:15.8	:48:07.8	116.0
		FREED, MARGIE		16:09.6		
		SUTRO, LINA		15:42.4		
				**:*.*		
2	61	BLANCHET, LYDIA	DAR	16:03.8	:48:15.4	106.0
		HUNT-SMITH, TARYN		16:19.3		
		JORTBERG, LAUREN		15:52.1		

## NENSA EASTERN HIGH SCHOOL CHAMPIONSHIPS

## 4 x 3.5K MIXED MEDLEY RELAY

Fort Kent Outdoor Center  
10TH MOUNTAIN SKI CLUB

OFFICIAL RESULTS  
03/17/2019



TD DUSTIN WILLIAMSON (USA)  
CHIEF OF COMP CARL THERIAULT (USA)  
JURY MEMBERS TOM WEIR (USA)

RACE#: ehsc2019-

PL	BIB	TEAM	TIME	PTS
MIXED TEAM				
1	1	VERMONT	:42:38.1	650.0
	10:09.2	DAVIS, GREYSON	9:28.4	KURTS, JED
	12:11.9	STRACK, EMMA	10:48.5	FREEMAN, SAGE
2	3	NEW HAMPSHIRE	:42:46.9	600.0
	10:24.0	RIGHTMIRE, ANDY	9:20.8	WILSON, QUINN
	12:19.4	BREGOU, CATHERINE	10:42.6	STOW, CATHERINE



# RELAY START ORDER

03/17/2019

## NENSA EASTERN HIGH SCHOOL

### 4 x 3.5K MIXED MEDLEY RELAY

Fort Kent Outdoor Center  
10TH MOUNTAIN SKICLUB

**START 09:00**

BB	TEAM	NAME	CLASS	TIME
1	VERMONT	DAVE, GREYSON STRACK, EMMA KURTS, JED FREEMAN, SAGE	MX	_____ _____ _____ _____
2	MAINE	LIVINGOOD, NATE CHARLES, EMMA HORNE, MARTIN STRENZ, ABIGAIL	MX	_____ _____ _____ _____
3	NEW HAMPSHIRE	RIGHTMIRE, ANDY BREGOU, CATHERINE WILSON, QUINN STOW, CATHERINE	MX	_____ _____ _____ _____
4	MASSACHUSETTS	NEDECK, LINDEN	MX	_____



# RELAY START ORDER

03/17/2019

## NENSA EASTERN HIGH SCHOOL

### 4 x 3.5K MIXED MEDLEY RELAY

Fort Kent Outdoor Center  
10TH MOUNTAIN SKICLUB

**START 09:00**

BB	TEAM	NAME		BB	TEAM	NAME	
1	VERMONT	DAVIS, GREYSON STRACK, EMMA KURTS, JED FREEMAN, SAGE	MX	12	VERMONT	COBB, TM HARRIS, ADDY CASEY, ADEN COTE, GENEVA	MX
2	MAINE	LIVINGOOD, NATE CHARLES, EMMA HORNE, MARTIN STREINZ, ABIGAIL	MX	13	VERMONT	CHALMERS, ASA COLNES, JESSE KROKENBERGER, HANS SILVER-VAN METER,	MX
3	NEW HAMPSHIRE	RIGHTMIRE, ANDY BREGOU, CATHERINE WILSON, QUINN STOW, CATHERINE	MX	14	VERMONT	KETCHEL, TANNER BARKER, HATTIE THURBER, HENRY NOLAN, SAMANTHA	MX
4	MASSACHUSETTS	NEDDECK, LINDEN BAUMANN, EVA MILLER, JAKIN BODKINS, MICA	MX	15	VERMONT	TIPTON, MAKAIL JELLEY, NATALIE DESPRES, THOMAS MCGEE, MAGGIE	MX
5	VERMONT	DREW, JACK BELL, LIZA CHRISTNER, JACK LAMB, MAY	MX	16	VERMONT	SANDS, LOGAN CHIPMAN, HANNAH CLARK, SAM FRIGANC, ALEXANDRA	MX
6	MAINE	VARNEY, ROY WILBRAHAM, JENNIFER	MX	17	VERMONT	PALCSIK, LUCAS HOLM, HANNA	MX



ACTION FOR AIDAN

5K RUN/WALK

RESULTS

06/02/2019



RACE ID: ADAN19-1  
 LOC: STRATHAM HILL PARK

OA	CLS						
PLC	BIB	PLC	NAME	LOCATION	CLASS	TIME	PACE
1	337	1	OWEN RICHARD	15 EXETER NH	M01 M 15/19	: 8:37	1:47/ 4.8
2	262	1	BECKETT FARRAND	10 EAST KINGSTON NH	M1A M 0/11	:10:01	2:05/ 4.8
3	294	2	DEVAN BOYD	11 HAMPTON NH	M1A M 0/11	:10:30	2:11/ 4.8
4	171	3	CULLEN NESBITT	11 MADBURY NH	M1A M 0/11	:10:59	2:17/ 4.8
5	464	1	AVA RAHN	13 STRATHAM NH	F00 F 12/14	:11:01	2:17/ 4.8
6	545	1	MEAGHAN KING	11	F1A F 2/11	:11:04	2:18/ 4.8
7	462	2	LYLA RAHN	11 STRATHAM NH	F1A F 2/11	:11:16	2:20/ 4.8
7	521	2	MYKENNA WHITTIER	12	F00 F 12/14	:11:16	2:20/ 4.8
9	461	1	MARLOW RAHN	37 STRATHAM NH	F03 F 30/39	:11:17	2:21/ 4.8
10	385	1	NICHOLE COLLINS	43 MERRIMACK NH	F04 F 40/49	:11:46	2:27/ 4.8

**ACTION FOR AIDAN**

5K RUN/WALK

OFFICIAL RESULTS

06/02/2019



STRATHAM HILL PARK

PLC	BIB	OA PLC	CLS	NAME	AGE/LOCATION/TEAM	TIME	BEHIND	PACE
<b>GIRLS 11 AND UNDER</b>								
1	545	6	F1A	KING, MEAGHAN	11	:11:04.3	: 0.0	2:18
2	462	7	F1A	RAHN, LYLA	11 STRATHAM NH	:11:16.4	:12.1	2:20
3	549	18	F1A	YANG, ELIZABETH	8	:13:28.7	2:24.4	2:48
4	459	20	F1A	MASON, MASHTARE	19 ST. ALBANS VT	:14:00.0	2:55.7	2:55
5	357	21	F1A	CROWLEY, KATELYN	11 STRATHAM NH	:14:01.0	2:56.7	2:55
5	535	21	F1A	DAUGHAN, KARALYNN	7 STRATHAM NH	:14:01.0	2:56.7	2:55
7	318	28	F1A	KNOWLES, PAIGE	9 STRATHAM NH	:14:29.3	3:25.0	3:01
8	291	29	F1A	BOUCHARD HALL, ELIZABETH	44 WADHAMS NY	:14:30.3	3:26.0	3:01
8	326	29	F1A	LEVESQUE, MICHAEL	51 CHESHIRE MA	:14:30.3	3:26.0	3:01

SEEDLIST    START BY SEED PTS

**START/SEED LIST**

**ST LAWRENCE WINTER CARNIVAL  
WOMEN'S 5k SKATE**

MT VAN HOEVENBERG  
ST LAWRENCE UNIVERSITY  
RACE# SLU 2019-3

01/12/2019  
11:00



NAME                      BIB SEED TEAM

**SENIOR WOMEN**

1	SELTZER, TALIA	1	197.07	CBC
2	COUSINS, CLARA	2	283.85	HAR
3	ALEXANDER, LUCY	3	200.64	WIL
4	RODMAN, SARAH	4	999	CLK
5	NORTON, INGRID	5	279.99	UNH
6	ANDERSON, DOTTIE	6	180.36	SLU
7	DRACH, ABIGAIL	7	126.64	DAR
8	SCHERRER, MARIANNE	8	999	LAV
9	RIZIO, MACKENZIE	9	149.98	UVM
10	MILLIKEN, PERRIN	10	244.92	BOW
11	BLOOD, ELIZA	11	355.43	BAT
12	WILLMERT, TRIANA	12	238.41	BOW
13	CHALMERS, MAE	13	160.10	MID

NAME                      BIB SEED TEAM

**SENIOR WOMEN**

38	JOHNSTON, LILY	38	159.63	BOW
39	NORKIN, IRINA	39	522.24	UMPI
40	VOLZ, URSULA	40	224.60	HAR
41	MATHIEU-TROTTIER,	41	999	LAV
42	PEDERSEN, JENNY	42	990	UVM
43	ELLIS, AVERY	43	150.77	MID
44	WANGLER, BRIDGET	44	631.91	CLK
45	HOCHSCHARTNER, LUCY	45	152.72	SLU
46	SMITH, RACHEL	46	80.47	SMC
47	MCKINNEY, ZOE	47	232.32	BAT
48	YORK, MAGDALEN	48	259.39	WIL
49	TUPPER, SKYLAR	49	163.74	CBC
50	HUNT-SMITH, TARYN	50	89.52	DAR

03/09/2019



**NENSA U16 CHAMPIONSHIPS  
GIRLS 1.3KM FREE STYLE SPRINT**

Bib	Lane	Orig	Name	Q1	Place
Rank	Choice	Bib			
1	1	1	G DAVIS		
8	2	6	R VARNEY		
9	3	30	D ANDREW		
16	4	15	M TIPTON		
17	5	19	L BARTOL		

Bib	Lane	Orig	Name	Q2	Place
Rank	Choice	Bib			
4	1	4	L NIEDECK		
5	2	7	J SLAUGHTER		
12	3	29	E MISAVAGE		
13	4	39	B BUCHHEIT		
20	5	20	W JORDAN		

Bib	Lane	Orig	Name	Q3	Place
Rank	Choice	Bib			
2	1	3	A RIGHTMIRE		
7	2	8	D WONG		
10	3	13	A CHALMERS		
15	4	16	L SANDS		
18	5	12	T COBB		

Bib	Lane	Orig	Name	Q4	Place
Rank	Choice	Bib			
3	1	2	N LIVINGOOD		
6	2	5	J DREW		
11	3	11	B HODGEMAN		
14	4	31	C BROCHU		
19	5	9	J YOUNG		

Semi Finals #1					
Qual Lane	Rank	Choice	Bib	Name	Place
Q1-1					
Q2-1					
Q1-2					
Q2-2					
LL-2					

Semi Finals #2					
Qual Lane	Rank	Choice	Bib	Name	Place
Q3-1					
Q4-1					
Q3-2					
Q4-2					
LL-1					

A Finals					
Qual Lane	Rank	Choice	Bib	Name	Place
S1-1					
S2-1					
S1-2					
S2-2					
LL-1					

B Finals					
Qual Lane	Rank	Choice	Bib	Name	Place
S1-4					
S2-4					
S1-5					
S2-5					
LL-2					



Determine bottom half rank by comparing Place within Qtr and ordering by qualifying rank (Bib/Time)  
All 6th place finishers in the Qtr finals are ranked 17-20 based on qualifying place, then 5th place, etc.



## USSA SUPERTOUR/EASTERN CUP LAKE PLACID

## SPRINT HEATS

01/30/2016



Bib	Name	Time	Place	
1	COLE M MORGAN	3:23.81	1	1
11	NICK MICHAUD	3:27.96	2	9
10	BRIAN J GREGG	3:28.02	3	13 0118
20	KARL SCHULZ	3:30.31	4	19 0124
21	LANCE A MCKENNEY	3:30.80	5	22 0125
30	FORREST T HAMILTON	3:46.30	6	29 0138

Bib	Name	Time	Place	
4	ERIC PACKER	3:20.90	1	3
24	AKEO L MAIFELD-CARUCCI	3:21.36	2	10
27	SILAS TALBOT	3:21.85	3	15 0113
14	HENRY W GORMAN	3:22.64	4	16 0133
17	DANIEL E STREINZ	3:24.92	5	21 0120
57	EMILY D BLACKMER	4:19.60	6	27 0318

Bib	Name	Time	Place	
16	TYLER KORNFELD	3:18.92	1	4
5	ALEXIS TURGEON	3:20.10	2	7
6	MILES HAVLICK	3:20.72	3	11 0104
15	BENJAMIN C LUSTGARTEN	3:21.02	4	17 0112
26	KAMRAN M HUSAIN	3:23.21	5	23 0122
25	SCOTT SCHULZ	3:29.32	6	28 0152

Bib	Name	Time	Place	
2	BENJAMIN J SAXTON	3:18.54	1	2
9	KRIS FREEMAN	3:20.93	2	8
12	PATRICK CALDWELL	3:21.43	3	14 0117
19	REMI SALACROUP	3:22.43	4	18 0252
29	LUKE COSTLEY	3:23.43	5	25 0140
22	WILLIAM DUMAS	3:33.87	6	27 0257

Bib	Name	Time	Place	
18	DAVID NORRIS	3:16.55	1	5
3	SIMON LAPOINTE	3:17.45	2	6
8	TAD ELLIOTT	3:17.81	3	12 0119
23	HENRY HARMEYER	3:18.79	4	20 0121
28	HANS HALVORSEN	3:31.89	5	24 0137
13	ALEXANDER TREINEN	3:40.18	6	26 0115

Semi Finals #1				
Bib	Name	Time	Place	
4	ERIC PACKER	3:16.37	1	1
16	TYLER KORNFELD	3:16.57	2	4
10	BRIAN J GREGG	3:17.84	3	6
24	AKEO L MAIFELD-CARUCCI	3:17.94	4	8
1	COLE M MORGAN	3:22.53	5	9
23	HENRY HARMEYER	3:34.85	6	12

Semi Finals #2				
Bib	Name	Time	Place	
18	DAVID NORRIS	3:19.12	1	2
5	ALEXIS TURGEON	3:19.22	2	3
2	BENJAMIN J SAXTON	3:19.76	3	5
3	SIMON LAPOINTE	3:20.34	4	7
9	KRIS FREEMAN	3:21.34	5	10
8	TAD ELLIOTT	3:22.34	6	11

A FINALS				
Bib	Name	Time	Place	
18	DAVID NORRIS	3:18.90		0106
4	ERIC PACKER	3:21.06		0101
24	AKEO L MAIFELD-CARUCCI	3:21.90		0114
10	BRIAN J GREGG	3:24.07		0118
5	ALEXIS TURGEON	3:24.47		0107
16	TYLER KORNFELD	3:31.18		0108

B FINALS				
Bib	Name	Time	Place	
2	BENJAMIN J SAXTON	3:31.00		0103
3	SIMON LAPOINTE	3:33.00		0105
9	KRIS FREEMAN	3:34.00		0110
1	COLE M MORGAN	3:34.50		0116
8	TAD ELLIOTT	3:35.00		0119
23	HENRY HARMEYER	3:37.00		0121

# NENSA U16 CHAMPIONSHIPS

## GIRLS 1.3KM FREESTYLE SPRINT

03/09/2019



Bib Lane Orig					14:30	
Rnk	Chce	Bib	Name	Place		
1	1	1	GREYSON DAVIS			
10	2	13	ASA CHALMERS			
11	3	11	BROOK HODGEMAN			
20	4	20	WILLIAM JORDAN			
21	5	33	SAMUEL HEYLIGER			
30	6	32	MITCHELL TOWNSEND			

Bib Lane Orig					14:35	
Rnk	Chce	Bib	Name	Place		
4	1	4	LINDEN NIEDECK			
7	2	8	DEVIN WONG			
14	3	31	CAMERON BROCHU			
17	4	19	LUKE BARTOL			
24	5	17	LUCAS PALCSIK			
27	6	41	ADAM CARLISLE			

Bib Lane Orig					14:40	
Rnk	Chce	Bib	Name	Place		
5	1	7	JACOB SLAUGHTER			
6	2	5	JACK DREW			
15	3	16	LOGAN SANDS			
16	4	15	MAKAIL TIPTON			
25	5	22	ALFIE WALKER			
26	6	34	JAMES KREBS			

Bib Lane Orig					14:45	
Rnk	Chce	Bib	Name	Place		
2	1	3	ANDY RIGHTMIRE			
9	2	30	DIRK ANDREW			
12	3	29	ELI MISAVAGE			
19	4	9	JACK YOUNG			
22	5	10	CARL KELLOGG			
29	6	40	LUCAS BODKINS			

Bib Lane Orig					14:50	
Rnk	Chce	Bib	Name	Place		
3	1	2	NATE LIVINGOOD			
8	2	6	ROY VARNEY			
13	3	39	BENJAMIN BUCHHEIT			
18	4	12	TIM COBB			
23	5	21	GABRIEL FEIN			
28	6	14	TANNER KETCHEL			

Semi Finals #1					
Qual Lane	Rank	Choice	Bib	Name	Place
H1-1					
H2-1					
H3-1					
H1-2					
H2-2					
LL-2					

**FINALS**  
 Timed: 5 & 6 are the fastest Semis among all 3rd/4th place finishers  
 Not timed: 5 & 6 are the top 3rd place finishers in the Semis

Semi Finals #2					
Qual Lane	Rank	Choice	Bib	Name	Place
H4-1					
H5-1					
H3-2					
H4-2					
H5-2					
LL-1					

**SEMI'S**  
 Timed: 6th is the top 2 from 3rd & 4th qualifiers  
 Not Timed: 6th is the top 2 3rd place qualifiers

A Finals					
Qual Lane	Rank	Choice	Bib	Name	Place
S1-1					
S2-1					
S1-2					
S2-2					
F-1					
F-2					

B Finals (7,8,9,10,11,12)					
Qual Lane	Rank	Choice	Bib	Name	Place
F-3					
F-4					
S1-5					
S2-5					
S1-6					
S2-6					



Determine bottom half rank by comparing Place within Heats and ordering by qualifying rank (Time) 07/12/2019 06:19:19  
 All 6th place finshers within the Heats are ranked 26-30 based on qualifying place, then 5th place, etc.

**NENSA U16 CHAMPIONSHIPS**

03/09/2019

**BOYS 1.3KM FREESTYLE SPRINT**



H1				
Bib	Lane	Bib	Name	Place
1	1	10	JED KURTS	
12	2	53	CAMERON THOMPSON	
13	3	48	SAM FREITAS-EAGAN	
24	4	59	LUCAS PALCSIK	
25	5	22	CORBAN MILLER	
36	6	20	UTAH BEAN	

H4				
Bib	Lane	Bib	Name	Place
4	1	3	AIDEN CASEY	
9	2	21	AIDAN EARLL	
16	3	1	NATE LIVINGOOD	
21	4	19	THEO CASTONGUAY	
28	5	54	LINDEN	
33	6	8	NOAH STRAKA	

H5				
Bib	Lane	Bib	Name	Place
5	1	30	MAGNUS O'CONNOR	
8	2	14	LIAM JUDD	
17	3	38	TZEVI SCHWARTZ	
20	4	23	VANCE BOYD	
29	5	70	ZACH WILKERSON	
32	6	12	CADEN COTE	

H2				
Bib	Lane	Bib	Name	Place
2	1	44	JAKOB CRAIG	
11	2	5	MITCHELL TOWNSEND	
14	3	13	NOAH PHIPPS	
23	4	32	RUBIN HATFIELD	
26	5	18	CYRUS HAMLIN	
35	6	65	JOHN LACKEY	

H3				
Bib	Lane	Bib	Name	Place
3	1	16	HENRY THURBER	
10	2	24	ORION CENKL	
15	3	34	SAM CLARK	
22	4	6	LEIF HARVEY	
27	5	7	LUCAS DALY	
34	6	31	FOSTER SAVITSKY	

H6				
Bib	Lane	Bib	Name	Place
6	1	15	HANS KROKENBERGER	
7	2	4	COL MCDERMOTT	
18	3	9	CLINT MACY	
19	4	11	GABE GERRY	
30	5	27	BEN HARRISBERGER	
31	6	45	BEAU GUENTHER	

Semi Finals #1					
Qual Lane	Rank	Choice	Bib	Name	Place
H1-1					
H4-1					
H5-1					
H1-2					
H4-2					
H5-2					

A Finals					
Qual Lane	Rank	Choice	Bib	Name	Place
S1-1					
S2-1					
S1-2					
S2-2					
S1-3					
S2-3					

Semi Finals #2					
Qual Lane	Rank	Choice	Bib	Name	Place
H2-1					
H3-1					
H6-1					
H2-2					
H3-2					
H6-2					

B Finals (7,8,9,10,11,12)					
Qual Lane	Rank	Choice	Bib	Name	Place
S1-4					
S2-4					
S1-5					
S2-5					
S1-6					
S2-6					





**NENSA U16 CHAMPIONSHIPS**

03/09/2019

**BOYS 1.3KM FREESTYLE SPRINT**



					H1	Place
Bib	Lane	Bib	Name			
1	1	10	JED KURTS			
12	2	53	CAMERON THOMPSON			
13	3	48	SAM FREITAS-EAGAN			
24	4	59	LUCAS PALCSIK			
25	5	22	CORBAN MILLER			
36	6	20	UTAH BEAN			
					H4	Place
Bib	Lane	Bib	Name			
4	1	3	AIDEN CASEY			
9	2	21	AIDAN EARLL			
16	3	1	NATE LIVINGOOD			
21	4	19	THEO CASTONGUAY			
28	5	54	LINDEN			
33	6	8	NOAH STRAKA			
					H5	Place
Bib	Lane	Bib	Name			
5	1	30	MAGNUS O'CONNOR			
8	2	14	LIAM JUDD			
17	3	38	TZEVI SCHWARTZ			
20	4	23	VANCE BOYD			
29	5	70	ZACH WILKERSON			
32	6	12	CADEN COTE			
					H2	Place
Bib	Lane	Bib	Name			
2	1	44	JAKOB CRAIG			
11	2	5	MITCHELL TOWNSEND			
14	3	13	NOAH PHIPPS			
23	4	32	RUBIN HATFIELD			
26	5	18	CYRUS HAMLIN			
35	6	65	JOHN LACKEY			
					H3	Place
Bib	Lane	Bib	Name			
3	1	16	HENRY THURBER			
10	2	24	ORION CENKL			
15	3	34	SAM CLARK			
22	4	6	LEIF HARVEY			
27	5	7	LUCAS DALY			
34	6	31	FOSTER SAVITSKY			
					H6	Place
Bib	Lane	Bib	Name			
6	1	15	HANS KROKENBERGER			
7	2	4	COL MCDERMOTT			
18	3	9	CLINT MACY			
19	4	11	GABE GERRY			
30	5	27	BEN HARRISBERGER			
31	6	45	BEAU GUENTHER			

Semi Finals #1					
Qual Lane	Rank	Choice	Bib	Name	Place
H1-1					
H4-1					
H5-1					
H1-2					
H4-2					
H5-2					

A Finals					
Qual Lane	Rank	Choice	Bib	Name	Place
S1-1					
S2-1					
S1-2					
S2-2					
S1-3					
S2-3					

Semi Finals #2					
Qual Lane	Rank	Choice	Bib	Name	Place
H2-1					
H3-1					
H6-1					
H2-2					
H3-2					
H6-2					

B Finals (7,8,9,10,11,12)					
Qual Lane	Rank	Choice	Bib	Name	Place
S1-4					
S2-4					
S1-5					
S2-5					
S1-6					
S2-6					





NENSA U16 CHAMPIONSHIPS  
GIRLS 1.3KM FREE STYLE SPRINT

03/09/2019



Quarter Finals #1				
Bib Rank	Lane Choice	Orig Bib	Name	Place
1	1	1	G DAVIS	
8	2	6	R VARNEY	
9	3	30	D ANDREW	
16	4	15	M TIPTON	

Quarter Finals #2				
Bib Rank	Lane Choice	Orig Bib	Name	Place
4	1	4	L NIEDECK	
5	2	7	J SLAUGHTER	
12	3	29	E MISAVAGE	
13	4	39	B BUCHHEIT	

Quarter Finals #3				
Bib Rank	Lane Choice	Orig Bib	Name	Place
2	1	3	A RIGHTMIRE	
7	2	8	D WONG	
10	3	13	A CHALMERS	
15	4	16	L SANDS	

Quarter Finals #4				
Bib Rank	Lane Choice	Orig Bib	Name	Place
3	1	2	N LIVINGOOD	
6	2	5	J DREW	
11	3	11	B HODGEMAN	
14	4	31	C BROCHU	

Semi Finals #1				
Qual Rank	Lane Choice	Bib	Name	Place
Q1-1				
Q2-1				
Q1-2				
Q2-2				

A Finals				
Qual Rank	Lane Choice	Bib	Name	Place
S1-1				
S2-1				
S1-2				
S2-2				

Semi Finals #2				
Qual Rank	Lane Choice	Bib	Name	Place
Q3-1				
Q4-1				
Q3-2				
Q4-2				

B Finals (5,6,7,8)				
Qual Rank	Lane Choice	Bib	Name	Place
S1-3				
S2-3				
S1-4				
S2-4				



Determine bottom half rank by comparing Place within Qtr and ordering by qualifying rank (Time)  
All 4th place finishers within the Qtr finals are ranked 13-16 based on qualifying place, then 3rd place

NENSA U16 CHAMPIONSHIPS  
GIRLS 1.3KM FREESTYLE SPRINT

03/09/2019



Bib Rank	Lane Choice	Orig Bib	Name	Q1	Place
1	1	1	G DAVIS		
8	2	6	R VARNEY		
9	3	30	D ANDREW		
16	4	15	M TIPTON		
17	5	19	L BARTOL		
24	6	17	L PALCSIK		

Bib Rank	Lane Choice	Orig Bib	Name	Q2	Place
4	1	4	L NIEDECK		
5	2	7	J SLAUGHTER		
12	3	29	E MISAVAGE		
13	4	39	B BUCHHEIT		
20	5	20	W JORDAN		
21	6	33	S HEYLIGER		

Bib Rank	Lane Choice	Orig Bib	Name	Q3	Place
2	1	3	A RIGHTMIRE		
7	2	8	D WONG		
10	3	13	A CHALMERS		
15	4	16	L SANDS		
18	5	12	T COBB		
23	6	21	G FEIN		

Bib Rank	Lane Choice	Orig Bib	Name	Q4	Place
3	1	2	N LIVINGOOD		
6	2	5	J DREW		
11	3	11	B HODGEMAN		
14	4	31	C BROCHU		
19	5	9	J YOUNG		
22	6	10	C KELLOGG		

Semi Finals #1					
Qual Lane	Rank	Choice	Bib	Name	Place
Q1-1					
Q2-1					
Q1-2					
Q2-2					

A Finals					
Qual Lane	Rank	Choice	Bib	Name	Place
S1-1					
S2-1					
S1-2					
S2-2					

Semi Finals #2					
Qual Lane	Rank	Choice	Bib	Name	Place
Q3-1					
Q4-1					
Q3-2					
Q4-2					

B Finals (5, 6, 7, 8)					
Qual Lane	Rank	Choice	Bib	Name	Place
S1-3					
S2-3					
S1-4					
S2-4					



Determine bottom half rank by comparing Place within Qtr and ordering by qualifying rank (Time)  
All 6th place finishers within the Qtr finals are ranked 19-24 based on qualifying place, then 5th place, etc.

NENSA U16 CHAMPIONSHIPS  
GIRLS 1.3KM FREE STYLE SPRINT

03/09/2019



Bib	Lane	Orig	Name	H1	Place
Rank	Choice	Bib			
1	1	1	G DAVIS		
10	2	13	A CHALMERS		
11	3	11	B HODGEMAN		
20	4	20	W JORDAN		
21	5	33	S HEYLIGER		
30	6	32	M TOWNSEND		

Bib	Lane	Orig	Name	H2	Place
Rank	Choice	Bib			
4	1	4	L NIEDECK		
7	2	8	D WONG		
14	3	31	C BROCHU		
17	4	19	L BARTOL		
24	5	17	L PALCSIK		
27	6	41	A CARLISLE		

Bib	Lane	Orig	Name	H3	Place
Rank	Choice	Bib			
5	1	7	J SLAUGHTER		
6	2	5	J DREW		
15	3	16	L SANDS		
16	4	15	M TIPTON		
25	5	22	A WALKER		
26	6	34	J KREBS		

Bib	Lane	Orig	Name	H4	Place
Rank	Choice	Bib			
2	1	3	A RIGHTMIRE		
9	2	30	D ANDREW		
12	3	29	E MISAVAGE		
19	4	9	J YOUNG		
22	5	10	C KELLOGG		
29	6	40	L BODKINS		

Bib	Lane	Orig	Name	H5	Place
Rank	Choice	Bib			
3	1	2	N LIVINGOOD		
8	2	6	R VARNEY		
13	3	39	B BUCHHEIT		
18	4	12	T COBB		
23	5	21	G FEIN		
28	6	14	T KETCHEL		

Semi Finals #1					
Qual Lane	Rank	Choice	Bib	Name	Place
H1-1					
H2-1					
H1-2					
H2-2					
H3-2					

Semi Finals #2					
Qual Lane	Rank	Choice	Bib	Name	Place
H4-1					
H5-1					
H3-1					
H4-2					
H5-2					

A Finals					
Qual Lane	Rank	Choice	Bib	Name	Place
S1-1					
S2-1					
S1-2					
S2-2					

B Finals (5,6,7,8)					
Qual Lane	Rank	Choice	Bib	Name	Place
S1-3					
S2-3					
S1-4					
S2-4					



Determine bottom half rank by comparing Place within Heats and ordering by qualifying rank (Time)  
All 6th place finishers within the Heats are ranked 26-30 based on qualifying place, then 5th place, etc.

# SPQTR664 SP 6-6-4 Quarter Finals

## NENSA U16 CHAMPIONSHIPS GIRLS 1.3KM FREE STYLE SPRINT

03/09/2019



Bib Rank	Lane Choice	Orig Bib	Name	Q1	Place
1	1	1	G DAVIS		
8	2	6	R VARNEY		
9	3	30	D ANDREW		
16	4	15	M TIPTON		
17	5	19	L BARTOL		
24	6	17	L PALCSIK		

Semi Finals #1					
Qual Lane	Rank	Choice	Bib	Name	Place
Q1-1					
Q2-1					
Q1-2					
Q2-2					
Q1-3					
Q2-3					

Bib Rank	Lane Choice	Orig Bib	Name	Q2	Place
4	1	4	L NIEDECK		
5	2	7	J SLAUGHTER		
12	3	29	E MISAVAGE		
13	4	39	B BUCHHEIT		
20	5	20	W JORDAN		
21	6	33	S HEYLIGER		

A Finals					
Qual Lane	Rank	Choice	Bib	Name	Place
S1-1					
S2-1					
S1-2					
S2-2					

Bib Rank	Lane Choice	Orig Bib	Name	Q3	Place
2	1	3	A RIGHTMIRE		
7	2	8	D WONG		
10	3	13	A CHALMERS		
15	4	16	L SANDS		
18	5	12	T COBB		
23	6	21	G FEIN		

Semi Finals #2					
Qual Lane	Rank	Choice	Bib	Name	Place
Q3-1					
Q4-1					
Q3-2					
Q4-2					
Q3-3					
Q4-3					

B Finals (5,6,7,8)					
Qual Lane	Rank	Choice	Bib	Name	Place
S1-3					
S2-3					
S1-4					
S2-4					

Bib Rank	Lane Choice	Orig Bib	Name	Q4	Place
3	1	2	N LIVINGOOD		
6	2	5	J DREW		
11	3	11	B HODGEMAN		
14	4	31	C BROCHU		
19	5	9	J YOUNG		
22	6	10	C KELLOGG		



Determine bottom half rank by comparing Place within Qtr and ordering by qualifying rank (Time)  
All 5th place finishers within the Qtr finals are ranked 19-24 based on qualifying place, then 5th place, etc.





## OFFICIAL RESULTS

# USSA SUPERTOUR/EASTERN CUP LAKE PLACID WOMEN'S 1.4K FS SPRINT

01/30/2016

ORDA

OLYMPIC JUMP COMPLEX

TD CARLIE CASEY (USA)  
 CHIEF OF COMP JIM RODRIGUES (USA)  
 JURY MEMBERS KRIS CHENEY-SEYMOUR (USA)

RACE#F0440  
 FE 3607\_8  
 PENALTY 61.97

PL	BB	NAME	HOME TOWN	CIS TEAM	TIME	PLC	FINAL
1	316	PHINNEY, Kelsey '94	BOULDER, CO	SR SUN VALLEY SKI	3:44.20	( 5)	1
2	302	PATTERSON, Caitlin '90	CRAFTSBURY	SR CRAFTSBURY NORDIC	3:39.86	( 1)	2
3	304	HART, Anne '92	STILLWATER, MN	SR STRATTON MOUNTAIN	3:43.81	( 4)	3
4	315	YEATON, Jessica '91	BOZEMAN, MT	SR APU NORDIC CENTER	3:40.37	( 2)	4
5	307	HOLMES, Chelsea '87	GIRDWOOD, AK	SR APU NORDIC CENTER	3:41.43	( 3)	5
6	305	RORABAUGH, Becca '89	ANCHORAGE, AK	SR APU	3:57.19	( 23)	6
7	308	FLOWERS, Erika '89	BELGRADE, MT	SR STRATTON MOUNTAIN	3:45.04	( 6)	7
8	309	MOONEY, Heather J '94	CRAFTSBURY, VT	SR CRAFTSBURY GREEN TEAM	3:47.79	( 13)	8
9	303	GUINEY, Elizabeth '91	CRAFTSBURY, VT	SR CRAFTSBURY GREEN TEAM	3:45.59	( 8)	9

NENSA U16 CHAMPIONSHIPS  
GIRLS 1.3KM FREE STYLE SPRINT

03/09/2019



Semi Finals #1				
Qual Lane				
Rank	Choice	Bib	Name	Place
1		1	G DAVIS	
4		4	L NIEDECK	
5		7	J SLAUGHTER	
8		6	R VARNEY	



B Finals (5,6,7,8)				
Qual Lane				
Rank	Choice	Bib	Name	Place
S1-3				
S2-3				
S1-4				
S2-4				

A Finals				
Qual Lane				
Rank	Choice	Bib	Name	Place
S1-1				
S2-1				
S1-2				
S2-2				

Semi Finals #2				
Qual Lane				
Rank	Choice	Bib	Name	Place
2		3	A RIGHTMIRE	
3		2	N LIVINGOOD	
6		5	J DREW	
7		8	D WONG	



07/12/2019 06:26





**NENSA U16 CHAMPIONSHIPS**

**GIRLS 1.3KM FREESTYLE SPRINT**

03/09/2019

**B Finals (7,8,9,10,11,12)**

Qual Lane	Rank	Choice	Bib	Name	Place
S1-4					
S2-4					
S1-5					
S2-5					
S1-6					
S2-6					

**Semi Finals #1**

Qual Lane	Rank	Choice	Bib	Name	Place/Time
	1	1	1	G DAVIS	
	4	2	4	L NIEDECK	
	5	3	7	J SLAUGHTER	
	8	4	6	R VARNEY	
	9	5	30	D ANDREW	
	12	6	29	E MISAVAGE	

**A Finals**

Qual Lane	Rank	Choice	Bib	Name	Place
S1-1					
S2-1					
S1-2					
S2-2					
S1-3					
S2-3					

**Semi Finals #2**

Qual Lane	Rank	Choice	Bib	Name	Place/Time
	2	1	3	A RIGHTMIRE	
	3	2	2	N LIVINGOOD	
	6	3	5	J DREW	
	7	4	8	D WONG	
	10	5	13	A CHALMERS	
	11	6	11	B HODGEMAN	

Note: This form is filled by placement in the qualifier, skipping any Quarter Final Heats



STARTLST Standard Start List

ST LAWRENCE WINTER CARNIVAL  
WOMEN'S 5k SKATE



RACE #: SLU2019-3  
DATE: 01/12/2019

START ORDER  
11:00

Bib	TIME	NAME	CITY, STATE	CLS	TEAM
SENIOR WOMEN					
1	11:00:30.5	SELTZER, TALIA	SUDBURY MA	SW	CBC
2	11:01:00.7	COUSINS, CLARA	LINCOLN MA	SW	HAR
3	11:01:30.0	ALEXANDER, LUCY	YARMOUTH ME	SW	WIL
4	11:02:02.0	RODMAN, SARAH	BALDWINSVILLE NY	SW	CLK
5	11:02:31.0	NORTON, INGRID	HEBER CITY UT	SW	UNH
6	11:03:00.8	ANDERSON, DOTTIE	GOLDEN VALLEY MN	SW	SLU
7	11:03:31.6	DRACH, ABIGAIL	EDEN PRAIRIE MN	SW	DAR
8	11:04:01.2	SCHERRER, MARIANNE	QUEBEC CAN	SW	LAV
9	11:04:30.4	RIZIO, MACKENZIE	WILLINGTON VT	SW	UVM
10	11:05:01.2	MILLIKEN, PERRIN	NORWICH VT	SW	BOW
11	11:05:30.8	BLOOD, ELIZA	QUEENSBURY NY	SW	BAT
12	11:06:00.5	WILLMERT, TRIANA	EDINA MN	SW	BOW
13	11:06:30.6	CHALMERS, MAE	LANDGROVE VT	SW	MID
14	11:07:00.9	PIERCE, SAMANTHA	NEW GLOUCESTER ME	SW	BAT
15	11:07:31.0	BIANCO, ERIN	ELY MN	SW	CBC
16	11:08:01.0	BROWN, MELISSA	MADISON NH	SW	CLK
17	11:08:30.8	WATERS, ERIN	CONCORD NH	SW	SLU
18	11:09:01.3	SCHWARTZ, RENA	MIDDLESEX VT	SW	DAR
19	11:09:30.9	KELLER-MILLER, KRISTINE	PLYMOUTH MN	SW	UNH
20	11:10:01.3	LARKINS, LIZZIE	TRUCKEE CA	SW	UVM
21	11:10:30.3	THEBERGE, ANDREE-ANNE	QUEBEC CAN	SW	LAV



STRTLST Std Start List Alternate

ST LAWRENCE WINTER CARNIVAL



START ORDER

01/12/2019  
11 00

JURY

TECHNICAL DATA

TD PETER REYNOLDS (USA)  
 REFEREE ( )  
 CHIEF OF RACE JIM RODRIGUES (USA)

COURSE NAME  
 START ELEV. 0 m  
 FINISH ELEV. 0 m  
 VERTICAL DROP 0 m

BIB	START TIME	NAME	CITY/STATE	CLS	TEAM	TIME
1	11:00:30.5	SELTZER, TALIA	SUDBURY MA	SW	CBC	_____
2	11:01:00.7	COUSINS, CLARA	LINCOLN MA	SW	HAR	_____
3	11:01:30.0	ALEXANDER, LUCY	YARMOUTH ME	SW	WIL	_____
4	11:02:02.0	RODMAN, SARAH	BALDWINSVILLE NY	SW	CLK	_____
5	11:02:31.0	NORTON, INGRID	HEBER CITY UT	SW	UNH	_____
6	11:03:00.8	ANDERSON, DOTTIE	GOLDEN VALLEY MN	SW	SLU	_____
7	11:03:31.6	DRACH, ABIGAIL	EDEN PRAIRIE MN	SW	DAR	_____
8	11:04:01.2	SCHERRER, MARIANNE	QUEBEC CAN	SW	LAV	_____
9	11:04:30.4	RIZIO, MACKENZIE	WILLINGTON VT	SW	UVM	_____
10	11:05:01.2	MILLIKEN, PERRIN	NORWICH VT	SW	BOW	_____
11	11:05:30.8	BLOOD, ELIZA	QUEENSBURY NY	SW	BAT	_____
12	11:06:00.5	WILLMERT, TRIANA	EDINA MN	SW	BOW	_____

# TEAMSCOR TEAM SCORE ON PLACE (3)

## TEAM SCORES

SECTION 7 INVITATIONAL  
HIGH SCHOOL AND MODIFIED

01/15/2708

### BB

Team	Score1	Score2	Score3	Total
GLENS FALLS	2	4	0	999
QUEENSBURY	1	3	0	999

### BG

Team	Score1	Score2	Score3	Total
QUEENSBURY	2	4	5	11
GLENS FALLS	1	3	11	15
SHENENDEHOWA	9	13	15	37
SARANAC LAKE	14	0	0	999

### JVB

Team	Score1	Score2	Score3	Total
SARANAC LAKE	1	2	8	11
QUEENSBURY	3	4	5	12
SHENENDEHOWA	13	18	20	51



RESULTS

07/03/2016

2016 THE GREAT RACE

3.1M RUN / 12M BIKE/ 3M PADDLE

ST ALBANS BAY PARK

OA	CLS		PLC	CLS	AGE	GRP	NAME	Run	Bike	Paddle	TOTAL
11	82	1 T2	0/99	CAITLYN, PEARCE	TEXAS STRONG		:23:06	:37:50	:36:02	1:00:00	
				PEARCE, PARKS							
				PEARCE, PARKS							
				PEARCE, CAITLYN							
12	80	1 T1	0/99	RICHARD, DICKINSON	DICKINSON BRANON		:21:19	:39:44	:32:33	1:01:00	
				CHAMPAGNE, EVAN							
				DICKINSON, RICHARD							
				CHAMPAGNE, EVAN							
15	83	2 T2	0/99	SHARI, RAINVILLE	WHO LET THE COWS		:25:06	:40:17	:29:46	1:05:00	
				RAINVILLE, GEORGE							
				RAINVILLE, SHARI							
				RAINVILLE, GEORGE							



## OFFICIAL RESULTS

07/03/2016

## 2016 THE GREAT RACE

3.1M RUN / 12M BIKE/ 3M PADDLE

ST ALBANS BAY PARK

PL	BIB	NAME	Run	Bike	Paddle	TOTAL
IRONMAN 39 & UNDER						
1	179	CHRISTOPHER, LEFORCE 40 COLCHESTER, VT	:19:30	:35:32	:29:08	1:24:11
2	153	CODY, PUTNAM 24 ALBURGH, VT	:19:27	:36:14	:29:08	1:24:50
3	151	ERIK, GLOUCHEVITCH 26 BURLINGTON, VT	:22:58	:35:27	:28:07	1:26:33





ENTRY/SEED LIST  
**CHERI WALSH EASTERN CUP & ZAK CUP**

**WOMENS 10K CLASSIC**

02/24/2019

11:00

HOLDERNESS SCHOOL NORDIC  
 HOLDERNESS SCHOOL, NH  
 RACE#U0746

ORDER	USSA #	FIS #	NAME	CLS	AFFILIATION	SEED PTS
322	6649533	3535768	APPLEBY, Laura	U18	CAMBRIDGE SPORTS UNION	229.10
334	6741812		BAER, Marliese	U18	KEARSARGE NORDIC	990.00
318	6405687		BATES, Lillian	U18	DUBLIN XC	211.25
342	6666726		BAUMANN, Eva	U18	CAMBRIDGE SPORTS UNION	361.69
350	6832517		BEARS, Jenna	U18	KEARSARGE NORDIC	999.00
362	6690457		BOLDUC, Jessica	M3	NWVE	990.00
309	6643998		BOLINGER, Greta	U18	FORD SAYRE	254.70
327	6665363		BRAMS, Shea	U18	CAMBRIDGE SPORTS UNION	199.57
361			BURNHAM, Ann	M7	CAMBRIDGE SPORTS UNION	999.00
307	6679454		CHIPMAN, Hannah	U18	FORD SAYRE	298.97
313	6332133	3535771	CISLER, Grace	U18	GMVS - GREEN MOUNTAIN	315.68
305	6818539	3535813	CLAYTON, Rose	U18	MANSFIELD NORDIC CLUB	237.16
316	6518882	3535667	DONOVAN, Maddie	U20	DARTMOUTH COLLEGE SKI	135.03
337	6697304		DUTKEWYCH, Leah	U18	GUNSTOCK NORDIC SKI	349.87
355	6666738		FRIED, Flora	U20	CSU	0.00
320	6316787	3535712	GELLERT, Margaret	U20	DARTMOUTH COLLEGE SKI	99.20
363	6651441		GRAVES, Sara	M2	STOWE NORDIC CLUB	999.00
303	6643634		KITCH, Madeline	U18	CAMBRIDGE SPORTS UNION	254.04
328	6646129		KULIS, Jordi	U20	ST. LAWRENCE UNIVERSITY	236.57
348	6933578		LAMMIVAARA, Olivia	U18	HOLDERNESS NORDIC CLUB	990.00



## UNH WINTER CARNIVAL

## WOMEN'S 15K CLASSIC

## Start List by Team

01/18/2019

12:00

UNIVERSITY OF NH  
JACKSON TOURING CTR

BIB	START TIME	USSA / FIS #	NAME	CLS	AFFILIATION	SEED PTS	GROUP
1	11:59:34	6257369/3535448	FRANKOWSKI, Rosie	SEN		46.13	
<b>BAT</b>							
13	11:59:34	6299665/3535853	WOODS, Kaelyn	SEN	BAT	129.80	
48	11:59:34	6644853/0	PIERCE, Samantha	SEN	BAT	216.07	
57	11:59:34	6647494/0	MCKINNEY, Zoe	SEN	BAT	232.32	
58	11:59:34	6490085/0	BLAKSLEE, Annie	SEN	BAT	234.56	
68	11:59:34	6664896/	SKILLINGS, Olivia	SEN	BAT	270.44	
79	11:59:34	6530634/0	BLOOD, Eliza	SEN	BAT	355.43	
80	11:59:34	6651299/	WEINBERG, Kate	SEN	BAT	393.12	
87	11:59:34	6435249/	SECKINGER, Maya	SEN	BAT	990.00	
<b>BOW</b>							
19	11:59:34	6577860/3535708	ANDERSON, Renae	SEN	BOW	146.18	
20	11:59:34	6601450/0	VANDENDRIES, Gabriel	SEN	BOW	147.60	
33	11:59:34	6703292/0	JOHNSTON, Lily	SEN	BOW	159.63	
46	11:59:34	6649494/0	DAFFARNE, Fiona	SEN	BOW	206.56	



# START LIST

## CHERI WALSH EASTERN CUP & ZAK CUP

### WOMENS 10K CLASSIC

02/24/2019

11:00

HOLDERNESS SCHOOL NORDIC CLUB

HOLDERNESS SCHOOL, NH

RACE#U0746

BIB	START TIME	USSA/FIS #	NAME	CLS	AFFILIATION	SEED PTS	GROUP
301	11:00:14	3535816F	REMICK, Adrienne	U18	CRAFTSBURY NORDIC SKI	244.95	
302	11:00:30	6693675	NOLAN, Samantha	U18	MANSFIELD NORDIC CLUB	292.55	
303	11:00:45	6643634	KITCH, Madeline	U18	CAMBRIDGE SPORTS UNION	254.04	
304	11:00:58	6864332	STETTER, Meredith	U20	MANSFIELD NORDIC CLUB	294.77	
305	11:01:15	3535813F	CLAYTON, Rose	U18	MANSFIELD NORDIC CLUB	237.16	
306	11:01:30	6704864	TUCKER, Amelia	U18	CAMBRIDGE SPORTS UNION	239.27	
307	11:01:44	6679454	CHIPMAN, Hannah	U18	FORD SAYRE	298.97	
308	11:02:03	6365645	LANGE, Kennedy	U18	FORD SAYRE	286.09	
309	11:02:14	6643998	BOLINGER, Greta	U18	FORD SAYRE	254.70	
310	11:02:30	6677310	WANGLER, Gabby	U20	ST. LAWRENCE UNIVERSITY	295.02	
311	11:02:45	3535608F	SIEGEL, Emily	SR	ST. LAWRENCE UNIVERSITY	262.26	
312	11:03:00	6677139	PRIGANC, Ali	U18	MANSFIELD NORDIC CLUB	266.92	
313	11:03:15	3535771F	CISLER, Grace	U18	GMVS - GREEN MOUNTAIN	315.68	
314	11:03:30	6641801	WILBRAHAM, Jennifer	U20	MANSFIELD NORDIC CLUB	336.34	
315	11:03:44	6677404F	MACY, Agnes	U18	DUBLIN XC	288.75	
316	11:04:00	3535667F	DONOVAN, Maddie	U20	DARTMOUTH COLLEGE SKI	135.03	
317	11:04:15	3535715F	OGDEN, Charlotte	U18	STRATTON MOUNTAIN SCHOOL	149.20	
318	11:04:30	6405687	BATES, Lillian	U18	DUBLIN XC	211.25	
319	11:04:45	3535825F	SWEET, Phoebe	U20	UNIVERSITY OF VERMONT SKI	147.72	


## OXFORD HILLS XC MEET

BOYS

RESULTS

09/21/2018

ROBERTS FARM



PLC	BIB	PTS	NAME	TEAM	TIME	PACE	PLC	BIB	PTS	NAME	TEAM	TIME	PACE
1	61	1	LISANDRO BERRY-GUTIERA	MT ARABAT	:18:07.7	5:50	36	35	0	JADEN BUCKLIN	LEWISTON	:20:34.0	9:12
2	69	2	LUCAS BERGERON	MT ARABAT	:19:42.9	6:21	37	39	0	LIDAN DAHIR	LEWISTON	:20:34.2	9:12
3	68	3	ANDREW CHAMBERLAND	MT ARABAT	:19:57.4	6:26	38	140	0	TREVOR WARD	OXFORD HILLS	:31:06.8	10:01
4	72	4	NAHE COHEN	MT ARABAT	:20:20.7	6:33	39	106	0	LIAM CHILDS	OXFORD HILLS	:31:14.8	10:04



