

COLBY COLLEGE WINTER CARNIVAL

MEN'S 15K FS MS



START ORDER

QUARRY RD REC AREA
COLBY COLLEGE
























DATE: 01/14/2018



























































START: 11:15

JURY

TECHNICAL DATA

TD	JIM RODRIGUES	(USA)	COURSE NAME	3 X 5K
CHIEF OF RACE	PAT COTE	(USA)	HD	61 m
DIV/COACH REPS	CHRIS CITY	(HAR)	MM	49 m
	PAT WEAVER	(UVM)	MT	540 m

BIB	NAME	TIME	TEAM	START
1	DELINE, CALLAN	52.86	DAR 	:00
2	FIELDS, ZANE	53.58	CBC 	:00
3	BROWN, LUKE	55.11	DAR 	:00
4	HOLMES, PETER	60.34	UNH 	:00
5	MCEWEN, GAVIN	63.12	DAR 	:00
6	BROWN, CULLY	69.95	UVM 	:00
7	GARDNER, NICK	73.53	WIL 	:00
8	SCHULZ, KARL	73.79	UVM 	:00
9	LUBAN, ADAM	78.91	MID 	:00
10	NOTTONSON, LEWIS	80.04	MID 	:00
11	KESSELHEIM, SAWYER*	82.21	MID 	:00
12	WOOD, SAM	82.53	MID 	:00
13	WOLTER, PETER	83.49	MID 	:00
14	HARMEYER, HENRY	83.83	UVM 	:00
15	SCHRUPP, JACK	84.92	WIL 	:00
16	KETTERSON, JAN	85.12	DAR 	:00
17	GORDON, KOBY	85.75	DAR 	:00
18	SMITH, TYLER	88.64	UNH 	:00
19	HRYNUK, CONNOR	89.53	UMPI 	:00
20	GLUECK, ADAM	90.88	DAR 	:00
21	KETCHEL, ELLIOT	92.60	BOW 	:00
22	CORK, SEAN	92.93	BOW 	:00
23	WEINMAN, EVAN	93.58	MID 	:00
24	O CONNELL, FINN	95.02	UVM	:00
25	HARMEYER, BILL	96.06	UVM	:00
26	TAKAGI-ATILANO, PAOLO	97.12	DAR	:00
27	MCDONALD, PARKER	98.01	BAT	:00
28	VOLZ, JACOB	99.28	MID	:00
29	KERKER, WILLIAM	106.60	CBC	:00
30	CARR, EVAN	107.59	WIL	:00
31	BODEWES, WILL	108.19	UNH	:00
32	CONSENSTEIN, JACK	110.86	WIL	:00
33	ADICOFF, JAKE	111.12	BOW	:00
34	WATSON, ORION	111.40	BOW	:00
35	BATES, CALVIN	115.30	MID	:00
36	HARRISON, SCOTT	116.94	CBC	:00
37	CHRISTIAN, SHANE	118.21	UNH	:00
38	MIOSGA, JURI	118.35	UVM	:00
39	EGGER, ANDREW	118.58	CBC	:00
40	MCGREW, HENRY	118.74	WIL	:00
41	SYBEN, DYLAN	119.04	WIL	:00

BIB	NAME		TEAM		START		
42	BEAN, WALKER	119.38	DAR			: 0.0	_____
43	LIPHART, IAN	119.85	CBC			: 0.0	_____
44	TURGEON, ALEXIS	120.45	LAV			: 0.0	_____
45	GOSTOUT, CHRISTIAN	121.18	BOW			: 0.0	_____
46	SHAHEEN, SAMUEL	124.86	BOW			: 0.0	_____
47	HALL, CARTER	124.94	CBC			: 0.0	_____
48	SINKLER, SAMUEL	125.35	CBC			: 0.0	_____
49	RHATIGAN, WILLIAM	125.98	HAR			: 0.0	_____
50	HOUTSMA, GRAHAM	126.04	BAT			: 0.0	_____
51	BOSWELL, RUSSELL	126.55	UNH			: 0.0	_____
52	LUKENS, LEO	127.41	BAT			: 0.0	_____
53	SHANNON, CASEY	129.79	UNH			: 0.0	_____
54	HARTMAN, BRYCE	130.09	UNH			: 0.0	_____
55	GRAF, EMIL	130.58	WIL			: 0.0	_____
56	REILLY, FRANKLIN	133.58	WIL			: 0.0	_____
57	JARVINEN, GEORGE	135.96	SLU			: 0.0	_____
58	BARTLEY, JASON	141.93	UMPI			: 0.0	_____
59	O'BRIEN, RUSSELL	144.86	BOW			: 0.0	_____
60	VELLE, JAKOB	147.41	UNH			: 0.0	_____
61	O'BRIEN, CHRISTOPHER	148.46	HAR			: 0.0	_____
62	POLITO, MAX	148.86	MID			: 0.0	_____
63	GREEN, CONNOR	149.62	HAR			: 0.0	_____
64	ECKSTEIN, NOAH	149.89	BOW			: 0.0	_____
65	FITZPATRICK, MACKINLEY	150.10	HAR			: 0.0	_____
66	MEYERSON, JACOB	153.77	HAR			: 0.0	_____
67	CULNANE, IAN	154.44	BOW			: 0.0	_____
68	THOMPSON, CONOR	154.85	LAV			: 0.0	_____
69	BELISLE, RYLAND	155.10	SLU			: 0.0	_____
70	MAHONEY, GABRIEL	156.85	MID			: 0.0	_____
71	GORMAN, HENRY	159.50	UNH			: 0.0	_____
72	FOREST, GABRIEL	161.82	CBC			: 0.0	_____
73	CUNNINGHAM, TIMOTHY	167.53	SLU			: 0.0	_____
74	HANSON, ANDERS	168.16	CBC			: 0.0	_____
75	MANZELLA, NINO	169.06	UMPI			: 0.0	_____
76	YOUNG, MARK	175.70	CBC			: 0.0	_____
77	SIGURSLID, HAAKON	187.64	HAR			: 0.0	_____
78	KEENER, BENJAMIN	189.40	BAT			: 0.0	_____
79	RAVENELLE, BRAD	194.95	BAT			: 0.0	_____
80	FULLER, COLE	198.49	BAT			: 0.0	_____
81	GRAY, CONNOR	204.77	BAT			: 0.0	_____
82	YOUNG, MATTHEW	209.96	SLU			: 0.0	_____
83	ROS, CARTER	219.56	BAT			: 0.0	_____
84	WARNER, ALEX	226.11	SMC			: 0.0	_____
85	WEROWINSKI, GEORGE-HENRY	229.66	SLU			: 0.0	_____
86	MCDONALD, MITCHELL	231.26	SMC			: 0.0	_____
87	DEANGELIS, LUCA	233.59	BOW			: 0.0	_____
88	PIERCE, TUCKER	235.43	BAT			: 0.0	_____
89	THEYERL, BEN	239.78	CBC			: 0.0	_____
90	CARNAHAN, BEN	239.96	SLU			: 0.0	_____
91	PERKINS, NATHANIEL	257.63	SLU			: 0.0	_____
92	GAMMELIN, CIRQUE	265.08	BOW			: 0.0	_____
93	BARBER, TUCKER	331.89	BAT			: 0.0	_____
94	FAHEY, AARON	508.61	LAV			: 0.0	_____

BIB	NAME		TEAM		START
95	MANWARING, MATTHEW	517.97	SLU		: 0.0 _____
96	SEELEY, SAM	990.00	SMC		: 0.0 _____
97	BIGUE-PARE, ALEXANDRE	990.00	LAV		: 0.0 _____
98	JETER, KEVIN	990.00	SMC		: 0.0 _____
99	SINKLER, ADLIA	990.00	CBC		: 0.0 _____
100	BROOKNER, ETHAN	990.00	SMC		: 0.0 _____
101	ALLEN, BEN	990.00	UNH		: 0.0 _____