




































**2015 NCAA SKIING CHAMPIONSHIPS
WOMEN'S GIANT SLALOM**

OFFICIAL RESULTS

03/12/2015

TECHNICAL DATA

TD	TED SUTTON	(USA)	COURSE NAME	PARKWAY/THRUWAY/DRAPERS	START ELEV.	875 m
REFEREE	ROYCE VANEVERA	(USA)			FINISH ELEV.	490 m
CHIEF OF RACE	PAUL VAN SLYKE	(USA)			VERTICAL DROP	385 m
			1st RUN	2nd RUN		
COURSE SETTERS	M. ANDERSON	(UAA)	S. BARTLETT	(MID)		
			48/47	GATES	49/47	
			09:00	START TIME	11:00	
WEATHER: CLEAR / WINDY			SNOW: FROZEN GRANULAR		START: -10C	FINISH: -8C

PL	BIB	COMPETITOR	TEAM	T I M E			P O I N T S	
				1st	2nd	Total	RACE	TEAM
1	1	ROBNIK, Mateja	UNM 	1:10.80	1:11.76	2:22.56	0.00	40.0
2	10	HUEBNER, Monica	DU 	1:11.75	1:11.70	2:23.45	5.56	37.0
3	9	HAUGEN, Kristine Gje	DU 	1:11.16	1:13.26	2:24.42	11.61	34.0
4	4	ROVE, Kristiina	UU 	1:11.51	1:13.39	2:24.90	14.61	31.0
5	3	FAUSA, Chloe Margret	UU 	1:10.87	1:14.20	2:25.07	15.67	29.0
6	11	WEDSJUE, Lisa	UNH 	1:12.12	1:13.04	2:25.16	16.23	27.0
7	20	LYCHE, Benedicte Ose	MSU 	1:13.43	1:11.79	2:25.22	16.61	25.0
8	19	KISTLER, Lizzie	DAR 	1:12.93	1:12.37	2:25.30	17.11	23.0
9	31	LEAVITT, Sierra	CBC 	1:12.41	1:13.24	2:25.65	19.29	22.0
10	13	HASKELL, Mardene	CBC 	1:13.30	1:12.66	2:25.96	21.23	21.0
11	24	GROSVOLD, Thea	CU 	1:13.15	1:12.83	2:25.98	21.35	20.0
12	6	TERWIEL, Elli	UVM 	1:12.62	1:13.52	2:26.14	22.35	19.0
13	23	SACKBAUER, Mary	MID 	1:13.02	1:13.73	2:26.75	26.16	18.0
14	12	STAPLES, Sydney	UNM 	1:13.46	1:13.43	2:26.89	27.03	17.0
15	16	FIELD, Charley	UAA 	1:13.83	1:13.13	2:26.96	27.47	16.0
16	30	HOLE, Kari Bergheim	MSU 	1:14.78	1:12.32	2:27.10	28.34	15.0
17	27	GILBERT, Elle	MID 	1:14.44	1:13.10	2:27.54	31.09	14.0
18	28	IRWIN, Stephanie	MSU 	1:14.60	1:13.01	2:27.61	31.53	13.0
19	14	HONKONEN, Jessica	CU 	1:14.26	1:13.63	2:27.89	33.28	12.0
20	32	HUDRY, Marion	UAA 	1:13.98	1:14.16	2:28.14	34.84	11.0
21	2	GRANSTROM, Brooke Wa	CU 	1:11.62	1:17.33	2:28.95	39.89	10.0
22	21	BARTHOLD, Jeanne	CBC 	1:15.26	1:13.76	2:29.02	40.33	9.0
23	29	CHENOWETH, Kelsey	BAT 	1:15.75	1:15.23	2:30.98	52.57	8.0
24	17	TESCHNER, Randa	UNH 	1:14.96	1:16.43	2:31.39	55.13	7.0
Did Not Finish								
0	5	GIBSON, Libby	DAR 	0.00	0.00	: 0.00	***. **	
0	7	PETERSON, Foreste	DAR 	0.00	0.00	: 0.00	***. **	
0	25	ST-GERMAIN, Laurence	UVM 	0.00	0.00	: 0.00	***. **	
0	22	DELANEY, Devin	DU 	0.00	0.00	: 0.00	***. **	
Did Not Finish 2nd Run								
0	15	BARCLAY, Katelyn	MID 	1:15.56	0.00	: 0.00	***. **	
0	8	RIIS-JOHANNESSEN, Kr	UVM 	1:13.51	0.00	: 0.00	***. **	
0	33	VISCONTI, Allison	SLU 	1:13.46	0.00	: 0.00	***. **	
0	34	ANDREINI, Isabella	UAA 	1:15.03	0.00	: 0.00	***. **	
0	26	KOBAL, Ana	UU 	1:13.73	0.00	: 0.00	***. **	



PL	BIB	COMPETITOR	TEAM	T I M E			P O I N T S	
				1st	2nd	Total	RACE	TEAM
		Did Not Finish						
0	18	OTTOSSON, Sara	UNM 	1:13.37	0.00	: 0.00	***	**

