









































2014 COLLEGE CUP  
WOMEN'S 10K CLASSIC






























OFFICIAL RESULTS

01/04/2014

TECHNICAL DATA

TD	( )			
CHIEF OF RACE	( )	HD	0 m	TEMP
JURY MEMBERS	( )	MC	0 m	AIR: 0
	( )	TC	0 m	SNOW 0









PL	BIB	NAME	TEAM		TIME	PTS
1	20	GRUBER, Anja	UVM		30:31.8	76.0
2	13	DUSSER, Marine	UAA		31:15.8	75.0
3	23	STOREY, Sloan	UU		31:36.7	74.0
4	36	DANVIND-MALM, Linda	UVM		31:41.5	73.0
5	55	MCDERMOTT, Cambria	MSU		31:52.1	72.0
6	5	HART, Anne	DAR		31:52.4	71.0
7	59	HEYNEN, Anna-lena	UU		31:56.3	70.0
8	70	BATHE, Nichole	UAF		32:01.2	69.0
9	31	CIRELLI, Mary Kate	NMU		32:28.6	68.0
10	54	SVENDSEN, Anna	UU		32:39.7	67.0
11	41	GILL, Katie	DU		32:43.5	66.0
12	19	STOCK, Corey	DAR		32:45.2	65.0
13	42	PHINNEY, Kelsey	MID		32:45.9	64.0
14	56	BOYER, Hannah	NMU		32:46.4	63.0
15	51	TAYLOR, Annika	UNH		32:46.7	62.0
16	79	WILLIAMS, Maggie	UVM		32:54.1	61.0
17	9	YEATON, Jessica	MSU		33:03.7	60.0
18	33	HANNAH, Emily	DAR		33:04.8	59.0
19	29	MOONEY, Heather	MID		33:13.0	58.0
20	97	NEWMAN, Lucy	CU		33:14.1	57.0
21	32	GESIOR, Felicia	NMU		33:21.1	56.0
22	11	FRANKOWSKI, Rosie	NMU		33:21.2	
23	105	SCHEMBER, Paige	STO		33:23.8	55.0
24	102	FINK, Kaitlin	MID		33:24.9	54.0
25	34	KIRK, Stephanie	UVM		33:25.6	
26	67	LARUSSON, Katrin	UNH		33:34.0	53.0
27	44	CALDWELL, Isabel	DAR		33:34.8	
28	45	GROSSMAN, Hallie	BAT		33:38.0	52.0
29	94	FLANDERS, Alice	MTU		33:41.6	51.0
30	62	NORD, Anni	UNM		33:46.7	50.0
31	28	WOODS, Marion	UVM		33:49.3	
32	21	LEE, Andrea	UNM		33:51.8	49.0
33	147	BRULAND, Synnoeve	UAA		33:53.9	48.0
34	75	DANIELS, Sarah	MTU		33:55.9	47.0
35	148	KANADY, Mackenzie	UAA		34:00.7	46.0
36	72	BACKSTRUM, Kate	MSU		34:01.4	45.0
37	82	EDIC, Heather	UAF		34:04.3	44.0
38	49	SMITH, Isabella	MSU		34:09.7	
39	38	LIOTTA, Annie	MSU		34:12.1	
40	30	SPRECHER, Patricia	UAA		34:15.3	

PL	BIB	NAME	TEAM	TIME	PTS
41	58	SEVERRUS, Eva	UNM 	34:22.8	43.0
42	92	PISKE, Haley	DAR 	34:29.5	
43	68	DUIJNDAM, Lynn	MTU 	34:35.1	42.0
44	71	JORTBERG, Jessica	DU 	34:39.5	41.0
45	77	LARSON, Emily	UNH 	34:51.1	40.0
46	91	BOURNE, Kristen	NMU 	34:56.1	
47	99	BREED, Elena	DU 	35:15.6	39.0
48	152	BROOK, Heidi	UAF 	35:18.5	38.0
49	26	MILLER, Kaitlynn	BOW 	35:19.3	37.0
50	12	O `CONNELL, Mary	DAR 	35:19.4	
51	117	EDIC, Megan	NMU 	35:22.5	
52	86	MUCHA, Kailey	UWGB 	35:23.7	36.0
53	76	IRWIN, Deedra	MTU 	35:29.0	
54	43	WYNN, Carly	DAR 	35:34.5	
55	95	KEEFFE, Madison	UVM 	35:35.6	
56	64	GILL, Lizzie	UNH 	35:38.2	
57	107	DAUDERT, Anna	UNM 	35:52.9	
58	66	FIDDLER, Laurel	BAT 	35:55.2	35.0
59	101	MUCHA, Bree	UWGB 	35:57.8	34.0
60	48	HAMPTON, Rachel	HAR 	36:05.2	33.0
61	131	HARRISON, Julia	DAR 	36:06.2	
62	35	MCPHETRES, Alyson	UAF 	36:08.9	
63	114	FLOWERS, Natalie	DAR 	36:10.7	
64	85	GILBERTSON, Nora	STO	36:41.3	32.0
65	116	SPAEH, Eva	BOW 	36:41.8	31.0
66	100	MAHLEN, Tsaina	WIL 	36:53.5	30.0
67	109	GUTHRIE, Hanne	UWGB 	36:59.8	29.0
68	120	BROCKETT, Sarah	CBC 	37:58.4	28.0
69	126	HAMILTON, Tess	BOW 	38:32.8	27.0
70	150	BRATLIE, Anniken	UNM 	41:13.0	

**Did Not Finish**

ANDERSON, Amelia UAF  : 0.0

**Did Not Start**

CAPPEL, Makayla DU  : 0.0  
 BENUM, Silje Dahl DU  : 0.0  
 NORDSKAR, Sylvia DU  : 0.0  
 KNORI, Jesse CU  : 0.0  
 YUTRZENKA, Teagan UNH  : 0.0  
 SOLBAKKEN, Maja CU  : 0.0  
 MCPHETRES, Kryston UAF  : 0.0  
 NILSSON, Josefin UU  : 0.0











































2014 COLLEGE CUP  
MEN'S 15K CLASSIC


OFFICIAL RESULTS

01/04/2014

TECHNICAL DATA

TD	( )			
CHIEF OF RACE	( )	HD	0 m	TEMP
JURY MEMBERS	( )	MC	0 m	AIR: 0
	( )	TC	0 m	SNOW 0

PL	BIB	NAME	TEAM		TIME	PTS
1	206	LUSTGARTEN, Benjamin	MID		39:48.8	76.0
2	218	PATTERSON, Scott	UVM		40:11.8	75.0
3	224	PERSSON, Niklas	UU		40:13.3	74.0
4	229	IVARS, Oscar	UU		40:26.4	73.0
5	237	SINCLAIR, David	DAR		40:40.8	72.0
5	242	MARTIN, Adam	NMU		40:40.8	72.0
7	223	CALDWELL, Patrick	DAR		40:43.3	70.0
8	222	MADLENER, Moritz	DU		40:54.4	69.0
9	210	TALBOT, Silas	DAR		40:58.2	68.0
10	225	HANNEMAN, Logan	UAF		41:17.4	67.0
11	260	BOLGER, Kevin	UU		41:18.0	66.0
12	217	EBNER, Lukas	UAA		41:32.1	65.0
13	205	RESALAND, Mats Rudin	UNM		41:38.9	64.0
14	270	MAIFELD-CARUCCI, Akeo	HAR		41:46.8	63.0
15	262	WOODWORTH, Cameron	DAR		41:47.6	
16	240	BRATRUD, Kyle	NMU		42:00.0	62.0
17	253	GUEDON, Pierre	DU		42:03.1	61.0
18	241	NIKANDER, Aku	UNM		42:03.6	60.0
19	234	LOEFFLER, Jonas	UAF		42:15.0	59.0
20	236	BROWN, Rogan	UVM		42:23.3	58.0
21	295	WOODBECK, Jay	MTU		42:23.9	57.0
22	249	HEGMAN, Jack	UVM		42:24.2	56.0
23	231	BELLET, Noe	UU		42:27.4	
24	353	RICHARD, Etienne	UAA		42:37.4	55.0
25	272	SCHOMMER, Paul	CSS		42:39.0	54.0
26	233	MCCREREY, Tucker	UU		42:42.0	
27	278	MCELRAVEY, Patrick	MID		42:48.5	53.0
28	271	DU PASQUIER, Arnaud	CU		42:54.4	52.0
29	300	OPEL, Marshall	MSU		43:04.1	51.0
30	261	BROWN, Jake	STO		43:05.6	50.0
31	294	HANSON, Kyle	MTU		43:11.6	49.0
32	267	PARR, Chris	CSS		43:23.3	48.0
33	281	STOCEK, Fabian	DAR		43:23.9	
34	346	FRIEDMAN, Oscar	DAR		43:26.3	
35	290	PRAZNIK, Aljaz	UNM		43:35.4	47.0
36	221	CARTWRIGHT, George	NMU		43:43.0	46.0
37	273	HOENIG, Eli	WIL		43:43.1	45.0
38	298	WONG, Matthew	MTU		43:46.6	44.0
39	282	KETTERSON, Jan	DAR		43:59.1	
40	301	RYERSON, Tony	HAR		43:59.5	43.0

PL	BIB	NAME	TEAM	TIME	PTS
41	327	ARNOLD, Andrew	UAA 	44:00.4	42.0
42	350	BREWER, Kenneth	UAF 	44:02.9	41.0
43	243	MORGAN, Cole	UVM 	44:04.9	
44	275	OLEX, Max	UAF 	44:12.3	
45	337	TUCKER, Jefferson	CBC 	44:12.4	40.0
46	292	LAMMERS, Isaac	UAF 	44:15.2	
47	305	WIGHT, Calvin	CBC 	44:20.7	39.0
48	248	MADDEN, Patrick	MSU 	44:21.1	38.0
49	274	HILL, Jackson	CU 	44:28.8	37.0
50	246	BUETOW, Jordan	BAT 	44:32.7	36.0
51	264	NICHOLS, Matt	UWGB 	44:39.5	35.0
52	307	KENDRICK, Thomas	MTU 	44:47.3	
53	286	MCGARTHWAITE, Dylan	MID 	44:59.8	34.0
54	324	ELFSTROM, Sam	NMU 	45:16.4	
55	318	WOODS, Sean	BAT 	45:21.1	33.0
56	387	JOHANSSON, Emil	CU 	45:35.2	32.0
57	279	COBB, Austin	MID 	45:40.7	
58	258	MAHLEN, Forrest	MSU 	45:49.2	31.0
59	405	DUBAY, Joe	CSS 	45:49.6	30.0
60	299	SHANLEY, Christian	DU 	45:53.6	29.0
61	328	KOPAL, Krystof	NMU 	45:54.5	
62	349	DUNLAP, Davis	UAA 	46:04.5	
63	306	WESSLING, John	CSS 	46:06.5	
64	315	GURNEY, Eddie	UWGB 	46:11.1	28.0
65	304	HAMILTON, Alex	BAT 	46:14.4	27.0
66	360	GOLDBERG, Zach	DAR 	46:16.4	
67	331	STEELE, Jack	MID 	46:23.8	
68	313	HARRER, Corky	BAT 	46:24.4	
69	302	DIXON, John	CBC 	46:27.6	26.0
70	339	MOREAU, Nathan	BAT 	47:16.6	
71	333	HAJDUKOVICH, Stefan	UAF 	47:33.6	
72	395	ROSKO, Wade	BAT 	47:49.2	
73	291	BREWSTER, Brandon	UAA 	47:53.6	
74	397	NEAL, Robert	MID 	47:57.7	
75	363	MCGOVERN, Alec	BOW 	47:58.5	25.0
76	406	KENDALL, Evan	STO 	49:01.6	24.0
77	357	NADLER, Andrew	DAR 	49:16.5	

2014 COLLEGE CUP  
WOMENS 1.4K FS SPRINT



TUNA  
SOLDIER HOLLOW UT

OFFICIAL RESULTS

01/05/2014

JURY

TECH DELEGATE ( )  
REFeree ( )  
CHIEF OF RACE ( )  
  
COURSE SETTERS ( )  
  
FORERUNNERS -A- ( )  
                  -B- ( )  
                  -C- ( )  
                  -D- ( )

TECHNICAL DATA

COURSE NAME  
START ELEV. 0 m  
FINISH ELEV. 0 m RACE# CCUP2014-3  
VERTICAL DROP 0 m

HOMOLOGATION #

WEATHER:

SNOW:

START TIME

NUMBER OF GATES

UNOFFICIAL PENALTY 0.00

F= 0

PL	BIB	MEM #	COMPETITOR	STATE/YR	TEAM	T I M E	Race Pts
----	-----	-------	------------	----------	------	---------	----------

SENIOR WOMEN

1	261	6295782	KIRK, STEPHANIE	AK	94 UVM	3:20.09	76.00
2	255	6278522	BATHE, NICHOLE	WI	95 UAF	3:21.36	75.00
3	251	5602255	HART, ANNE	MN	92 DAR	3:22.89	74.00
4	260	6192447	YEATON, JESSICA	MT	91 MSU	3:23.83	73.00
5	286	3505400	DANVIND-MALM, LINDA		89 UVM	3:24.08	72.00
6	310	5812805	HANNAH, EMILY	CO	94 DAR	3:24.96	71.00
7	250	6262384	STOCK, COREY	MA	94 DAR	3:26.08	70.00
8	331	6074116	KANADY, MACKENZIE	AK	93 UAA	3:26.24	69.00
9	257	6231450	MOONEY, HEATHER	VT	94 MID	3:26.68	68.00
10	365	3195170	DUSSER, MARINE		88 UAA	3:26.85	67.00
11	297	5969704	STOREY, SLOAN	ID	94 UU	3:26.86	66.00
12	287	6156319	GILL, KATIE	CO	92 DU	3:27.18	65.00
13	351	6257369	FRANKOWSKI, ROSIE	MN	91 NMU	3:27.24	64.00
14	263	6175749	WOODS, MARION	AK	95 UVM	3:27.33	63.00
15	378	6155097	TAYLOR, ANNIKA	CA	93 UNH	3:27.42	62.00
16	308	3515173	SPRECHER, PATRICIA		91 UAA	3:28.10	61.00
17	277	3205292	KOENIG, LISA		94 MTU	3:28.13	60.00
18	314	3205261	GRUBER, ANJA	VT	91 UVM	3:28.16	0.00
19	272	6051999	SMITH, ISABELLA	OR	91 MSU	3:29.14	59.00
20	323	6079073	MUCHA, BREE		93 UWGB	3:29.72	58.00
21	274	6373728	GESIOR, FELICIA	MI	93 NMU	3:30.38	57.00
22	254	6135164	WYNN, CARLY	NY	92 DAR	3:31.33	0.00
23	262	6195754	MCDERMOTT, CAMBRIA	MT	93 MSU	3:32.00	56.00
24	313	6079065	MUCHA, KAILEY	AK	91 UWGB	3:32.30	55.00
25	340	6235512	FLANDERS, ALICE	MI	92 MTU	3:32.57	54.00
26	278	6101968	MILLER, KAITLYNN	VT	91 BOW	3:32.96	53.00
27	265	5941950	KEEFFE, MADISON	CO	95 UVM	3:33.55	0.00
28	342	6153506	DUIJNDAM, LYNN	MI	91 MTU	3:34.26	52.00
29	290	6262571	LARUSSON, KATRIN	CA	95 UNH	3:34.62	51.00
30	326	6350643	CIRELLI, MARY KATE	VT	92 NMU	3:34.64	50.00
31	344	6288575	SCHEMBER, PAIGE	MN	92 STO	3:35.17	49.00
32	380	6327557	GUTHRIE, HANNE	WI	92 UWGB	3:35.19	48.00
33	302	6237153	LARSON, EMILY	CO	94 UNH	3:35.65	47.00
34	311	3535498	GILBERTSON, NORA		94 STO	3:35.66	46.00

PL	BIB	MEM #	COMPETITOR	STATE/YR	TEAM	T I M E	Race Pts
35	348	3535578	BOURNE, KRISTEN	95	NMU	3:35.85	0.00
36	322	3425480	BRULAND, SYNNOEVE	90	UAA	3:36.19	0.00
37	270	3535584	PHINNEY, KELSEY	94	MID	3:36.45	45.00
38	305	6289715	IRWIN, DEEDRA	WI 92	MTU	3:37.19	0.00
39	300	3535569	BACKSTRUM, KATE	92	MSU	3:37.29	0.00
40	316	6227229	FINK, KAITLIN	NH 92	MID	3:37.94	44.00
41	346	6198683	DANIELS, SARAH	MI 91	MTU	3:38.78	0.00
42	295	3535528	WILLIAMS, MAGGIE	95	UVM	3:39.17	0.00
43	267	6314825	GILL, LIZZIE	95	UNH	3:40.34	0.00
44	299	5816830	O `CONNELL, MARY	CO 94	DAR	3:40.53	0.00
45	327	6292802	YUTRZENKA, TEAGAN	AK 94	UNH	3:41.89	0.00
46	280	6296932	GROSSMAN, HALLIE	VT 93	BAT	3:42.13	43.00
47	291	5792973	HAMPTON, RACHEL	CO 94	HAR	3:42.15	42.00
48	338	6278120	EDIC, MEGAN	AK 93	NMU	3:42.57	0.00
49	268	5681515	NEWMAN, LUCY	CO 94	CU	3:43.94	41.00
50	306	6153035	CALDWELL, ISABEL	VT 92	DAR	3:43.95	0.00
51	282	3535599	FIDDLER, LAUREL	95	BAT	3:44.14	40.00
52	324	6186951	BOYER, HANNAH	AK 93	NMU	3:44.74	0.00
53	317	6281224	MAHLEN, TSAINA	94	WIL	3:45.92	39.00
54	330	6344562	HARRISON, JULIA	92	DAR	3:46.47	0.00
55	333	6418723	HAMILTON, TESS	NH 94	BOW	3:48.12	38.00
56	303	5874615	PISKE, HALEY	CO 93	DAR	3:48.87	0.00
57	294	6114284	FLOWERS, NATALIE	NH 91	DAR	3:49.27	0.00
58	337	6124176	BREED, ELENA	CO 92	DU	3:50.87	37.00
59	352	539923	SPAEH, EVA	94	BOW	3:52.63	36.00
60	363	6287684	HALL, LINDSEY	94	UWY	4:06.55	35.00

60

2014 COLLEGE CUP  
MENS 1.6 K FS SPRINT



TUNA  
SOLDIER HOLLOW UT

OFFICIAL RESULTS

01/05/2014

JURY

TECH DELEGATE ( )  
 REFEREE ( )  
 CHIEF OF RACE ( )  
 COURSE SETTERS ( )  
 FORERUNNERS -A- ( )  
 -B- ( )  
 -C- ( )  
 -D- ( )

TECHNICAL DATA

COURSE NAME  
 START ELEV. 0 m  
 FINISH ELEV. 0 m RACE# CCUP2014-4  
 VERTICAL DROP 0 m

HOMOLOGATION #

WEATHER:

SNOW:

START TIME

NUMBER OF GATES

UNOFFICIAL PENALTY 0.00

F= 0

PL	BIB	MEM #	COMPETITOR	STATE/YR	TEAM	T I M E	Race Pts
SENIOR MEN							
1	19	6166680	BUETOW, JORDAN	ME 90	BAT	2:45.72	76.00
2	30	3200435	OLEX, MAX	89	UAF	2:47.31	75.00
3	16	6253993	MORGAN, COLE	ID 94	UVM	2:47.50	74.00
4	40	3200426	MADLENER, MORITZ	93	DU	2:47.57	73.00
5	23	3190162	GUEDON, PIERRE	89	DU	2:48.02	72.00
6	33	3500880	JOHANSSON, EMIL	91	CU	2:48.10	71.00
7	18	6066476	HANNEMAN, LOGAN	AK 93	UAF	2:48.21	70.00
8	58	6059448	CARTWRIGHT, GEORGE	91	NMU	2:48.83	69.00
9	65	6315534	LUSTGARTEN, BENJAMIN	VT 92	MID	2:49.30	68.00
10	21	6258525	MCCREREY, TUCKER	CO 93	UU	2:50.66	67.00
11	73	3100198	RICHARD, ETIENNE	90	UAA	2:51.34	66.00
12	63	5791108	COBB, AUSTIN	VT 92	MID	2:51.69	65.00
13	41	6257581	BOLGER, KEVIN	WI 93	UU	2:52.44	64.00
14	66	6261852	HOENIG, ELI	MA 94	WIL	2:53.54	63.00
15	51	6069256	LAMMERS, ISAAC	93	UAF	2:53.62	62.00
16	98	6052484	MADDEN, PATRICK	OR 91	MSU	2:53.74	61.00
17	60	6256593	MCELRAVEY, PATRICK	94	MID	2:54.09	60.00
18	181	3200280	EBNER, LUKAS	90	UAA	2:54.22	59.00
19	36	6066807	PATTERSON, SCOTT	AK 92	UVM	2:54.49	58.00
20	101	6405381	KENDRICK, THOMAS	93	MTU	2:54.57	57.00
21	46	6066740	BROWN, ROGAN	CO 91	UVM	2:54.67	56.00
22	81	6313697	NICHOLS, MATT	MA 94	UWGB	2:54.82	55.00
23	39	6262073	HEGMAN, JACK	VT 94	UVM	2:55.42	0.00
24	95	6236235	PARR, CHRIS	MN 93	CSS	2:55.62	54.00
25	74	3500997	PERSSON, NIKLAS	92	UU	2:55.70	53.00
26	43	6071906	TALBOT, SILAS	AK 92	DAR	2:56.16	52.00
27	38	6211601	DIXON, JOHN	VT 90	CBC	2:56.23	51.00
28	151	3510458	DU PASQUIER, ARNAUD	92	CU	2:56.30	50.00
29	42	5787742	RYERSON, TONY	MA 90	HAR	2:56.72	49.00
30	107	6343854	BRATRUD, KYLE	MI 93	NMU	2:56.80	48.00
31	67	6257379	MAIFELD-CARUCCI, AKEO	MA 93	HAR	2:56.81	47.00
32	90	3530695	ARNOLD, ANDREW	91	UAA	2:57.37	46.00
33	69	6221469	CALDWELL, PATRICK	NH 94	DAR	2:57.41	45.00
34	113	6463333	WOODWORTH, CAMERON	91	DAR	2:58.38	44.00

PL	BIB	MEM #	COMPETITOR	STATE/YR	TEAM	T I M E	Race Pts
35	55	6186530	HAMILTON, ALEX	CA 92	BAT	2:59.16	43.00
36	61	5538186	WOODS, SEAN	CO 92	BAT	2:59.48	42.00
37	62	6206288	HODGERT, REITLER	OR 92	CSS	2:59.76	41.00
38	70	5846639	SCRIMGEOUR, MAX	CO 94	CU	2:59.92	40.00
39	31	6053953	SINCLAIR, DAVID	VT 92	DAR	3:00.06	0.00
40	52	6221164	SHANLEY, CHRISTIAN	CO 94	DU	3:00.08	39.00
41	82	6412946	KETTERSON, JAN		94 DAR	3:00.32	0.00
42	199	3530544	DUBAY, JOE		90 CSS	3:00.56	38.00
43	45	6186472	MAHLEN, FORREST	AK 93	MSU	3:00.65	37.00
44	49	5608294	MCGARTHWAITE, DYLAN	WI 93	MID	3:01.05	0.00
45	72	6313249	MARTIN, ADAM	WI 94	NMU	3:01.30	36.00
46	134	6247860	WONG, MATTHEW	MI 91	MTU	3:01.36	35.00
47	99	3530733	HILL, JACKSON		94 CU	3:01.42	0.00
48	115	3530750	SCHOMMER, PAUL		92 CSS	3:01.53	0.00
49	93	6289558	HANSON, KYLE	AK 94	MTU	3:01.64	34.00
50	196	6257531	GURNEY, EDDIE	WI 91	UWGB	3:01.76	33.00
51	117	3150596	STOCEK, FABIAN		94 DAR	3:01.79	0.00
52	183	6305590	FRIEDMAN, OSCAR		94 DAR	3:03.37	0.00
53	97	6198493	STEELE, JACK	ID 93	MID	3:03.59	0.00
54	155	3150493	KOPAL, KRYSTOF		93 NMU	3:03.67	0.00
55	96	6337497	BREWER, KENNETH		92 UAF	3:03.69	0.00
56	148	3530743	DUNLAP, DAVIS		92 UAA	3:04.96	0.00
57	104	6115075	CRIMP, JAMES		91 BOW	3:05.15	32.00
58	124	6054969	WOODBECK, JAY		91 MTU	3:05.36	0.00
59	135	6278218	NADLER, ANDREW	IL 94	DAR	3:05.87	0.00
60	153	6418212	TUCKER, JEFFERSON	VT 94	CBC	3:07.17	31.00
61	186	6051155	NEAL, ROBERT	WY 91	MID	3:08.28	0.00
62	167	6454110	BROWN, JAKE		92 STO	3:08.93	30.00
63	143	6285842	MOREAU, NATHAN	ME 94	BAT	3:09.99	0.00
64	77	6386668	WIGHT, CALVIN	MA 94	CBC	3:11.20	29.00
65	184	6505450	KENDALL, EVAN		94 STO	3:14.09	28.00
66	174	6211378	MCGOVERN, ALEC	NH 92	BOW	3:15.37	27.00
67	83	6408055	GOLDBERG, ZACH		94 DAR	3:15.84	0.00
68	132	6331071	HARRER, CORKY	VT 92	BAT	3:16.35	0.00
69	146	6418191	ROSKO, WADE		96 BAT	3:18.95	0.00
70	88	3530732	ELFSTROM, SAM		94 NMU	3:22.89	0.00

70





EISA SKIING  
2014 COLLEGE CUP  
01/05/2014  
TEAM SCORES

1.	UNIVERSITY OF VERMONT	UVM	798.0
2.	DARTMOUTH COLLEGE	DAR	761.0
3.	UNIV OF ALASKA-ANCHORAGE	UAA	699.0
4.	NORTHERN MICHIGAN UNIV	NMU	691.0
5.	MIDDLEBURY COLLEGE	MID	689.0
6.	UNIVERSITY OF UTAH	UU	674.0
7.	UNIV OF ALASKA-FAIRBANKS	UAF	600.0
8.	UNIVERSITY OF DENVER	DU	591.0
9.	MONTANA STATE UNIVERSITY	MSU	583.0
10.	MICHIGAN TECH UNIVERSITY	MTU	582.0
11.	BATES COLLEGE	BAT	427.0
12.	UNIV OF WISCONSIN-GREEN BAY	UWGB	411.0
13.	UNIVERSITY OF COLORADO	CU	380.0
14.	UNIV OF NEW HAMPSHIRE	UNH	315.0
15.	ST OLAF COLLEGE	STO	314.0
16.	UNIVERSITY OF NEW MEXICO	UNM	313.0
17.	BOWDOIN COLLEGE	BOW	306.0
18.	HARVARD UNIVERSITY	HAR	277.0
19.	COLLEGE OF ST SCHOLASTICA	CSS	265.0
20.	COLBY COLLEGE	CBC	244.0
21.	WILLIAMS COLLEGE	WIL	177.0

WOMEN'S 10K CLASSIC

1) UU 211.0 2) UVM 210.0 3) DAR 195.0 4) NMU 187.0 5) MSU 177.0 6) MID 176.0  
 7) UAA 169.0 8) UNH 155.0 9) UAF 151.0 10) DU 146.0 11) UNM 142.0 12) MTU 140.0  
 13) UWGB 99.0 14) BOW 95.0 15) BAT 87.0 15) STO 87.0 17) CU 57.0 18) HAR 33.0  
 19) WIL 30.0 20) CBC 28.0

MEN'S 15K CLASSIC

1) UU 213.0 2) DAR 210.0 3) UVM 189.0 4) NMU 180.0 5) UNM 171.0 6) UAF 167.0  
 7) MID 163.0 8) UAA 162.0 9) DU 159.0 10) MTU 150.0 11) CSS 132.0 12) CU 121.0  
 13) MSU 120.0 14) HAR 106.0 15) CBC 105.0 16) BAT 96.0 17) STO 74.0 18) UWGB 63.0  
 19) WIL 45.0 20) BOW 25.0

WOMENS 1.4K FS SPRINT

1) DAR 215.0 2) UVM 211.0 3) UAA 197.0 4) MSU 188.0 5) NMU 171.0 6) MTU 166.0  
 7) UWGB 161.0 8) UNH 160.0 9) MID 157.0 10) BOW 127.0 11) DU 102.0 12) STO 95.0  
 13) BAT 83.0 14) UAF 75.0 15) UU 66.0 16) HAR 42.0 17) CU 41.0 18) WIL 39.0  
 19) UWY 35.0

MENS 1.6 K FS SPRINT

1) UAF 207.0 2) MID 193.0 3) UVM 188.0 4) DU 184.0 4) UU 184.0 6) UAA 171.0  
 7) BAT 161.0 7) CU 161.0 9) NMU 153.0 10) DAR 141.0 11) CSS 133.0 12) MTU 126.0  
 13) CBC 111.0 14) MSU 98.0 15) HAR 96.0 16) UWGB 88.0 17) WIL 63.0 18) BOW 59.0  
 19) STO 58.0