

NHNCA COACHES SERIES RACE 2/3

A GIRLS 5K CLASSIC

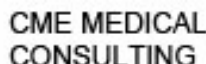
02/03/2018

KENNETT HIGH SCHOOL
WHITAKER WOODS NO CONWAY


RACE#:NHIAA181

CHIEF OF COMP PETER BREU ()
 JURY MEMBERS NAT LUCY ()
 CHRIS NAIMIE ()

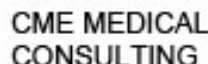
PL	BIB	NAME	LOCATION	TEAM	TIME	PTS
H.S. GIRLS - A						
1	171	MICHALAK, Schuyler '01		CONVAL	:17:56.0	0.00
2	186	MCKINNON, Eilidh '00		KENNETT HS	:18:03.5	1.00
3	183	DUTKEWYCH, Leah '01		WMRHS	:18:29.0	2.00
4	184	DEACON, Heather '01		CONCORD	:18:47.2	3.00
5	249	STEWART, Riley '99		KENNETT HS	:18:51.8	4.00
6	172	BAER, Eva Lian '03		KEARSARGE	:19:17.4	5.00
7	202	BADGER, Helen '02		KENNETT HS	:19:23.8	6.00
8	203	NAULT, Morgan '03		MANCHESTER MEMO	:19:25.1	0.00
9	193	BAER, Marliese '01		KEARSARGE	:19:27.2	7.00
10	173	BECK, Ellen '00		FALL MTN	:19:50.9	8.00
11	180	VIKSTROM, Abigail '00		BEDFORD	:19:52.2	9.00
12	300	BREGOU, Catherine '03		FORD SAYRE	:20:05.5	10.00
13	204	PATCH, Chelsey '00		FALL MTN	:20:06.1	11.00
14	176	ROTHER, Emma '02		HOPKINTON HS	:20:14.7	12.00
15	205	SABOL, Lily '02		HOPKINTON HS	:20:15.2	13.00
16	223	KEARNS, Ellory '01		KENNETT HS	:20:15.3	14.00
17	219	BEARS, Jenna '02		KEARSARGE	:20:15.5	15.00
18	177	WEIL-COOLEY, Maya '01		INTERLAKES HS	:20:26.6	16.00
19	248	LOESCHER, Caroline '02		HANOVER	:20:45.3	0.00
20	209	VELIE, Rebeca '99		MOULTONBOROUGH	:20:45.7	17.00
21	197	WATT, Katie '03		CONCORD	:20:51.2	18.00
22	240	MCNAMARA, Brenna '00		CONCORD	:20:57.7	19.00
23	293	RICHER, Marlia '02		KEARSARGE	:20:59.2	20.00
24	242	BANDLER, Johanna '00		FORD SAYRE	:21:02.5	21.00
25	216	GOODWIN, Ana '03		LEBANON	:21:03.9	22.00
26	274	BELLE-ISLE, Jordanna '01		KENNETT HS	:21:18.7	23.00
27	292	BROWN, Melissa '00		KENNETT HS	:21:23.2	24.00



PL	BIB	NAME	LOCATION	TEAM	TIME	PTS
28	213	SMITH, Rachel '99		MOULTONBOROUGH	:21:32.4	25.00
29	272	COOK, Jenna '01		KEARSARGE	:21:36.6	26.00
30	256	NELSON, Katie '02		FALL MTN	:21:38.4	27.00
31	199	DAVIS, Margot '01		HANOVER	:21:40.0	0.00
32	228	FERDINAND, Sarah '98		PROCTOR	:21:42.1	0.00
33	266	FALCONE, Hannah '00		LEBANON	:21:43.1	28.00
34	230	DEACON, Julie '03		CONCORD	:21:47.4	29.00
35	280	NICHOLS, Johanne '02		CONCORD	:21:56.9	30.00
36	232	ECKBERG, Lillian '02		HOPKINTON HS	:22:01.1	31.00
37	296	VAN DYNE, Chloe '00		KENNETT HS	:22:01.3	32.00
38	192	HAIGHT, Alison '00		INTERLAKES HS	:22:04.2	33.00
39	234	CARL, Allison '02		LEBANON	:22:04.4	34.00
40	236	BELLEFLEUR, Sarah '02		KINGSWOOD	:22:04.7	35.00
41	257	PERROTTI, Madison '01		MOULTONBOROUGH	:22:09.3	36.00
42	174	VAN DE MOERE, Samant '00		PLYMOUTH HS	:22:14.7	37.00
43	322	GILLETT, Darby '99		DERRYFIELD	:22:18.4	0.00
44	253	STROTHER, Raven '02		INTERLAKES HS	:22:19.8	38.00
45	215	MITCHELL, Zoe '02		FALL MTN	:22:22.1	39.00
46	207	SCHMITT, Haley '02		BISHOP GUERTIN	:22:24.4	40.00
47	265	DUBE, Mya '02		KEARSARGE	:22:32.2	41.00
48	229	LEBERMAN, Catherine '00		INTERLAKES HS	:22:35.0	42.00
49	206	EBNER, Megan '02		PLYMOUTH HS	:22:36.1	43.00
50	279	DEROSIER, Lily '01		PLYMOUTH HS	:22:38.5	44.00
51	226	KANTER, Carley '00		HOPKINTON HS	:22:39.0	45.00
52	196	HUCKMAN, Sarah '00		KINGSWOOD	:22:39.9	46.00
53	178	GOODWIN, Maria '02		LEBANON	:22:40.1	47.00
54	250	MORSE, Ella '00		MOULTONBOROUGH	:22:44.0	48.00
55	237	KEENE, Hayden '00		KEARSARGE	:22:44.4	49.00
56	190	BEATON, Madeline '02		BEDFORD	:22:56.9	50.00
57	258	JOHNSON, Sophia '00		CONCORD	:22:57.1	51.00
58	310	MOWBRAY-PARKER, Nico '03		FORD SAYRE	:23:08.6	52.00
59	208	BOONE, Brianna '00		BOW	:23:09.8	53.00
60	286	HAYES, Michaela '99		CONCORD	:23:10.4	54.00
61	261	KLINGLER, Lilia '02		HOPKINTON HS	:23:10.7	55.00
62	225	DOLCINO, Isabelle '01		BOW	:23:12.7	56.00
63	285	SEELEY, Sarah '00		INTERLAKES HS	:23:24.7	57.00
63	273	COTRUPI, Helen '02		MOULTONBOROUGH	:23:24.7	57.00
65	244	STROTHER, Willow '01		INTERLAKES HS	:23:25.1	59.00
66	187	BEAN, Sarah '00		KINGSWOOD	:23:33.1	60.00
67	239	STARK, Sage '02		FALL MTN	:23:36.2	61.00
68	282	WESTBROOK, Catherine '03		HOPKINTON HS	:23:38.4	62.00
69	247	FOX, Katarina '01		BISHOP GUERTIN	:23:39.7	63.00
70	319	DAVIS-WALSH, Fiona '99		KENNETT HS	:23:50.1	64.00
71	287	HURLEY, Erin '02		MOULTONBOROUGH	:23:51.6	65.00



PL	BIB	NAME	LOCATION	TEAM	TIME	PTS
72	297	SAVELIEVA, Dasha '00		CONCORD	:23:57.6	66.00
73	233	PARKER, Elizabeth '01		BOW	:24:02.2	67.00
74	217	VAN DE MOERE, Libby '01		PLYMOUTH HS	:24:13.3	68.00
75	224	PARKER, Jordan '01		BISHOP GUERTIN	:24:14.6	69.00
76	188	MOLIND, Gwen '00		BOW	:24:16.4	70.00
77	267	JOHNSTON, Valerie '02		PLYMOUTH HS	:24:20.3	71.00
78	309	VAN FLEET, Johanna '00		CONCORD	:24:29.9	72.00
79	313	MAYO, Molli '02		KEARSARGE	:24:46.0	73.00
80	264	KOPP, Annie '00		WMRHS	:24:49.1	74.00
81	238	BOLTON, Lauren '99		PLYMOUTH HS	:24:50.9	75.00
82	269	PENDERGAST, Olivia '01		INTERLAKES HS	:24:51.5	76.00
83	220	O'NEIL, Hannah '00		WMRHS	:24:55.9	77.00
84	299	KELLY, Kate '02		KEARSARGE	:25:08.0	78.00
85	302	WHITE, Morgan '01		INTERLAKES HS	:25:09.3	79.00
86	255	CIOTTI, Sarah '01		BOW	:25:10.3	80.00
87	295	GILES, Payton '00		WMRHS	:25:25.1	81.00
88	301	ULRICSON, Ashley '01		PLYMOUTH HS	:25:27.3	82.00
89	268	BISH, Sydney '00		LEBANON	:25:29.0	83.00
90	306	KAUFMAN, Annaliese '01		BOW	:25:33.4	84.00
91	291	STAPP, Leah-yaxi '00		PLYMOUTH HS	:25:34.5	85.00
92	181	OEHLER, Sophie '00		SOUHEGAN	:25:36.1	0.00
93	270	MUNRO, Miah '00		BOW	:25:41.5	86.00
94	294	TOWNE, Ruby '01		BOW	:25:52.8	87.00
95	227	BEAN, Allison '02		KINGSWOOD	:25:53.0	88.00
96	324	COOPER, Clara '02		CONCORD	:26:00.7	89.00
97	307	RAINEY, Brianna '02		BEDFORD	:26:01.8	90.00
98	263	GEHAN, Charlotte '02		BISHOP GUERTIN	:26:07.8	91.00
99	320	RIVERA, Natalia '01		BOW	:26:10.2	92.00
100	315	NEDEAU, Gabriele '00		INTERLAKES HS	:26:11.9	93.00
101	323	NASH, Lavinia '03		BEDFORD	:26:18.1	94.00
102	283	TARDIF, Chloe '01		BISHOP GUERTIN	:26:25.7	95.00
103	277	HOTCHKISS, Sarah '99		KINGSWOOD	:26:34.9	96.00
104	194	EATON, Emily '01		WINNACUNNET	:26:45.6	97.00
105	235	ANDERSON, Sofia '99		BEDFORD	:27:04.6	98.00
106	284	DEAN, Sophie '02		KEENE	:27:10.1	99.00
107	308	ENG, Judith '01		MANCHESTER MEMO	:27:11.2	0.00
108	251	ROBIE, Sophie '99		WINNACUNNET	:27:14.1	100.00
109	218	ZIMMERMAN, Trinity '02		SOUHEGAN	:27:34.6	0.00
110	241	AIVALIOTIS, Alethea '00		KEENE	:27:45.8	101.00
111	303	RUSSELL, Roisi '03		BEDFORD	:28:01.1	102.00
112	246	LONG, Jenny '00		WINNACUNNET	:28:01.7	103.00
113	312	THOMAS, Tessa '02		BOW	:28:04.5	104.00
114	278	WALL, Mckenzy '00		WINNACUNNET	:28:12.3	105.00
115	212	LETOURNEAU, Julia '99		BEDFORD	:28:18.3	106.00



PL	BIB	NAME	LOCATION	TEAM	TIME	PTS
116	259	CIBOTTI, Gabriella '99		BEDFORD	:28:25.8	107.00
117	252	GONZALES, Emily '00		KEENE	:28:48.2	108.00
118	214	BROWN, Maggie '01		WINNACUNNET	:28:53.4	109.00
119	288	ROPES, Stephanie '99		BEDFORD	:28:59.0	110.00
120	298	GIGLIELLO-ROY, Reega '01		KEENE	:29:02.9	111.00
121	195	EASTLAND, Katherine '01		SOUHEGAN	:29:13.9	0.00
122	290	SHER, Dana '99		WINNACUNNET	:30:23.8	112.00
123	305	CHURCH, Jessie '03		PROFILE	:33:55.5	0.00
123						
Did Not Finish						
	201	BARNETT, Celia '02		LEBANON	: : 0.0	0.00

